



STATE FOREST HEADQUARTERS, ODISHA
OFFICE OF THE PRINCIPAL CHIEF CONSERVATOR OF FORESTS
ARANYA BHAWAN, CHANDRASEKHARPUR, BHUBANESWAR - 23
Office No.0674-2300053/2500855, Email: affn.pccfodisha@gmail.com

Office Order No. 292 /12F (Affn.) 41/2025
Dated, Bhubaneswar, the 12th March, 2025

In inviting a reference to the Office Order No. 1087 /12F (Affn.) 25/2018 Dated 02.11.2021, regarding approval of cost norm for different plantation models in the State, it is necessitated to revise the cost norm taking in to consideration for inclusion of components like Raising of 30 months old seedlings , Raising of Stumps (non teak) , Raising of seedlings (stumps origin) , Bamboo seedlings (layering) , Bald Hill Plantation, ANR (without gap), Miyawaki Plantation etc with some modification for enhancing the success rate of the plantation.

Accordingly, a Committee on revision of Cost Norm was constituted by this office vide O.O. No.871/12F (Affn.) 174/2024 dated 31.08.2024 to examine the issues and review the plantation cost norm. The Committee submitted its report dated 28.02.2025 suggesting changes in various item of works.


Based on the recommendation of the Cost Norm Committee and subsequent deliberations, plantation cost norm for the following models have been approved and annexed as under:

SL No.	Description of the Model	Annexure
1.	Raising of 1000 Seedlings 06 months old	Annexure-1
2.	Raising of 1000 Seedlings 18 months old	Annexure-2
3.	Raising of 1000 Seedlings 30 months old	Annexure-3
4.	Raising of 1000 Bamboo Seedlings (Rhizome Origin)	Annexure-4
5.	Raising of 1000 Bamboo Seedlings (Layering)	Annexure-5
6.	Raising of 1000 Stumps (Other than - Teak)	Annexure-6
7.	Raising of 1000 Seedlings (Stump Origin)	Annexure-7
8.	Raising of 1000 Casuarina Seedlings	Annexure-8
9.	Raising of 1000 Mangrove Seedlings	Annexure-9
10.	Maintenance of 1000 Seedlings beyond 18 months (for 12 Months)	Annexure-10
11.	Block Plantation (AR - 1600) @ 1600 plants /ha (18 months old seedlings)	Annexure-11
12.	Block Plantation (AR - 1000) @ 1000 plants /ha (18 months old seedlings)	Annexure-12
13.	Aided Natural Regeneration (ANR) Without gap	Annexure-13
14.	Aided Natural Regeneration (ANR-200) @ 200 plants/ha	Annexure-14

15.	Aided Natural Regeneration (ANR-400)@ 400 plants/ha (18 months old seedlings) as gap plantation	Annexure-15
16.	Aided Natural Regeneration (ANR-500) @ 500 plants/ha (18 months old seedlings) as gap plantation	Annexure-16
17.	Aided Natural Regeneration (ANR-600) @ 600 plants/ha (18 months old seedlings) as gap plantation	Annexure-17
18.	Aided Natural Regeneration (ANR-800) @ 800 plants/ha (18 months old seedlings) as gap plantation	Annexure-18
19.	Avenue Plantation (AVP -250) @ 250 plants / RKM (18 months old seedlings)	Annexure-19
20.	Urban Tree Plantation (UTP-1000) @ 1000 plants tall seedlings (18 months old seedlings)	Annexure-20
21.	Bald Hill Plantation (BHP-1600) @ 1600 plants / ha (18 months old seedlings)	Annexure-21
22.	Bamboo Plantation (BMP-400) @ 400 plants / ha (18 months old seedlings)	Annexure-22
23.	Casuarina Plantation (CNP-2500) @ 2500 plants / ha (6 months old seedlings)	Annexure-23
24.	Mangrove Plantation (MGP-2500) @ 2500 plants/ ha (6 months old seedlings)	Annexure-24
25.	Mangrove Plantation (MGP-4445) @ 4445 hypocotyls / ha	Annexure-25
26.	High Density Multi-Canopy Plantation (Miyawaki) @8000 plants/ ha (18 months old seedlings)	Annexure-26

The cost norm is based on the prevailing wage rate of Rs.452/- per day. Any revision in the wage rate will require corresponding changes in the wage component,. There shall be no change in material cost. The DFOs are allowed to make required revision accordingly.

The revised cost norm shall be applicable for plantations / schemes / projects with effect from the financial year 2025-26 .The O.O. No.1087/12F (Affn.) 25/2018, dated 02.11.2021 stands modified to the above extent. The revised cost norm for Compensatory Afforestation Scheme will be issued separately.


12.07.2025
(Suresh Pant)

Principal Chief Conservator of Forests &
Head of Forest Force, Odisha.

Memo No. 5735 dated. 12-03-2025

Copy forwarded to the Additional Chief Secretary, Govt. of Odisha, Forest, Environment and Climate Change for information and necessary action.

Chief Conservator of Forests (PP&A)

Memo No. 5736 dated. 12-03-2025

Copy forwarded to the PCCF(WL) & CWLW, Odisha / PCCF(KL), Odisha / Chairman, Biodiversity Board / Chief Executive, RPRC / PD, OFSDS / MD, OFDC Ltd for information and necessary action.

Chief Conservator of Forests (PP&A)

Memo No. 5737 dated. 12-03-2025

Copy forwarded to the Additional PCCF (Nodal & FC Act) / CCF, (PP&A) / CF, (ME&IV) CEO,(CAMPA) O/O PCCF & HoFF, Odisha / CCF (T&D), Cuttack for information and necessary action.

Chief Conservator of Forests (PP&A)

Memo No. 5738 dated. 12-03-2025

Copy forwarded to all RCCFs / all DFOS (T&WL) for information and necessary action.

Chief Conservator of Forests (PP&A)

COST NORM FOR RAISING OF 1000 SEEDLINGS (6 MONTHS)

Wage rate @ Rs. 452 per Manday

Sl. No	Items of work	Preferable Period of Execution	Unit	Unit Cost	No./ Qty.	Labour Cost (Rs.)	Material Cost (Rs.)	Total Cost (Rs.)
A. 1st Financial Year (Seedlings Cost for 3 Months)								
1	Site preparation and fencing	Nov- Dec	MD	452	4	1808	500	2308
2	Cost for Polythene bag (9" X 5"X 200 gauge) 300 nos./Kg. = 3.33 Kg @ Rs.208/- per Kg. (including GST)	Nov- Dec	Kg	208	3.33	0	693	693
3	Procurement of raw & crude Polypot Mixture							
	(i) Soil	Nov- Dec	Cft	15	22	0	330	330
	(ii) Sand	Nov- Dec	Cft	20	11	0	220	220
	(iii) CDM/ Vermicompost/Mo khata etc	Nov- Dec	Cft	40	11	0	440	440
	(iv) Insecticide/ Bio-Pesticide	Nov- Dec	Kg	150	2	0	300	300
4	Preparation of Soil Mixture includes pulverisation, straining & mixing the ingredients properly	Nov- Dec	MD	452	3	1356	0	1356
5	Filling of polythene bags & Setting in the bed	Nov- Dec	MD	452	4	1808	0	1808
6	Collection of Seed, Grading & Treatment	Dec	MD	452	2	904	100	1004
7	Preparation of germination bed, sowing of seeds and mulching including cost of materials	Dec-Jan	MD	452	1	452	100	552
8	Dibbling of seeds / pricking out the seedlings from germination beds , transplanting in the poly bags and providing shade including cost of materials.	Jan	MD	452	2	904	500	1404
10	Watering for 3 months	Jan-Mar	MD	452	9	4068	0	4068
11	Contingencies (Water can, Bucket, Empty Tin, and Display Board etc.)						517	517
Total					25	11300	3700	15000

B. 2nd Financial Year April-June

1	Cost of Insecticide / Bio - Pesticide /Jivamruta / Herbal based plant growing products	April-May				0	550	550
2	Weeding, Sorting, Grading, Root cutting & other operations.	April-June	MD	452	3	1356	0	1356
3	Watering for 3 months	April-June	MD	452	9	4068	0	4068
4	Contingencies.						126	126
Total					12	5424	676	6100

ABSTRACT

Sl. No	Year	No. of Mandays	Labour Cost (Rs.)	Material Cost (Rs.)	Total Cost (Rs.)
1	1st Financial Year (3 Months)	25	11300	3700	15000
2	2nd Financial Year (3 Months)	12	5424	676	6100
Total		37	16724	4376	21100

Cost per 6 months old seedling= Rs.21100/1000= Rs. 21.10

CCF (PP&A)

CF (Plan)

CCF (Nodal)

Dy. CF (Affn.)

CF (P&SM)

Forestry Expert (MGNREGS Cell)

COST NORM FOR RAISING OF 1000 SEEDLINGS (18 MONTHS)

Wage rate @ Rs.			452	per Manday				
Sl. No	Items of work	Preferable Period of Execution	Unit	Unit Cost	No./ Qty.	Labour Cost (Rs.)	Material Cost (Rs.)	Total Cost (Rs.)
1st Financial Year (Seedlings Cost for 3 Months)								
1	Cost of Polythene bag (12" X 8" X 400 gauge) 80 nos./ kg = 12.5 Kg @ Rs.208 per Kg. (including GST)	Nov- Dec	Kg	208	12.5	0	2600	2600
2	Procurement of raw & crude Polypot Mixture							
	(i) Soil	Nov- Dec	Cft	15	70	0	1050	1050
	(ii) Sand	Nov- Dec	Cft	20	35	0	700	700
	(iii) CDM/ Vermicompost/Mo khata etc	Nov- Dec	Cft	40	35	0	1400	1400
	(iv) Insecticide/ Bio-Pesticide	Nov- Dec	Kg	150	6	0	900	900
3	Preparation of Soil Mixture includes pulverisation, straining & mixing the ingredients properly	Nov- Dec	MD	452	8	3616	0	3616
4	Filling of polythene bags & Setting in the bed	Nov- Dec	MD	452	12	5424	0	5424
5	Collection of Seed, Grading & Treatment	Dec	MD	452	2	904	100	1004
6	Preparation of germination bed, sowing of seed and mulching including cost of materials	Jan	MD	452	1	452	100	552.0
7	Dibbling of seeds / pricking out the seedlings from germination beds, transplanting in the poly bags and providing shade including cost of materials.	Jan	MD	452	2	904	500	1404
9	Watering for 3 months	Jan-Mar	MD	452	10	4520	0	4520
11	Contingencies (Water can, Buckets etc., Electricity charges/ Diesel charges, Maintenance of pump set and assosaries & any other.)						500	500
Total					35	15820	7850	23670
2nd Financial Year								
1	Watering for 3 months	April-June	MD	452	10	4520	0.0	4520
2	Weeding, Sorting, Grading & Other operations.	April-March	MD	452	12	5424	0	5424
3	Cost of Insecticide / Bio -pesticide/ Jivamruta / Herbal based plant growing products					0	550	550
4	Watering	Oct- March	MD	452	20	9040	0	9040
5	Contingencies (Electricity charges/ Diesel charges, Maintenance of pump set & assosaries & any other.)					0	670	670
Total					42	18984	1220	20204
3rd Financial Year April-June								
1	Watering for 3 months	April-June	MD	452	10	4520	0	4520
2	Weeding, Sorting, Grading, Root cutting and other operations	April-June	MD	452	3	1356	0	1356
3	Cost of Insecticide / Bio -pesticide/ Jivamruta / Herbal based plant growing products	April-June				0	800	800

		Wage rate @ Rs.	452	per Manday				
Sl. No	Items of work	Preferable Period of Execution	Unit	Unit Cost	No./ Qty.	Labour Cost (Rs.)	Material Cost (Rs.)	Total Cost (Rs.)
4	Contingencies (Electricity charges/ Diesel charges, Maintenance of pump set & assosaries & any other)						250	250
Total					13	5876	1050	6926
ABSTRACT								
Sl. No	Year				No. of Mandays	Labour Cost (Rs.)	Material Cost (Rs.)	Total Cost (Rs.)
1	1st Financial Year (3 Months)				35	15820	7850	23670
2	2nd Financial Year (12 Months)				42	18984	1220	20204
3	3rd Financial Year (3 Months)				13	5876	1050	6926
Total					90	40680	10120	50800
Cost per 18 months old seedling= Rs.50800/1000 = Rs. 50.80								

MPC
CCF (PP&A)
[Signature]
CF (Plan)

[Signature]
CCF (Nodal)
[Signature]
Dy. CF (Affn.)

[Signature]
CF (P&SM)
[Signature]
Forestry Expert (MGNREGS Cell)

COST NORM FOR RAISING OF 1000 SEEDLINGS (30 MONTHS)

Wage rate @ Rs. 452 per Manday

Sl. No	Items of work	Preferable Period of Execution	Unit	Unit Cost	No./ Qty.	Labour Cost (Rs.)	Material Cost (Rs.)	Total Cost (Rs.)
1st Financial Year (Jan-Mar)								
1	Cost of Polythene bag(12" X 8" X 400 gauge) 80nos /kg . = 12.5 Kg @ Rs.208 per Kg. (including GST)	Nov/Dec	Kg	208	15.00	0	2600	2600
Procurement of raw & crude Polypot Mixture								
2	(i) Soil	Nov/Dec	Cft	15	70	0	1050	1050
	(ii) Sand	Nov/Dec	Cft	20	35	0	700	700
	(iii) CDM/ Vermi compost/ Mo Khata etc	Nov/Dec	Cft	40	35	0	1400	1400
	(iv) Insecticide/ Bio-Pesticide	Nov/Dec	Kg	150	6	0	900	900
3	Preparation of Soil Mixture includes pulverisation, Straining & mixing the ingredients properly	Nov/Dec	MD	452	8	3616	0	3616
4	Filling of polythene bags & Setting in the bed	Nov/Dec	MD	452	12	5424	0	5424
5	Collection of Seed, Grading & Treatment	Nov/Dec	MD	452	2	904	100	1004
6	Preparation of germination bed & sowing of seed & Mulching including cost of material	Dec	MD	452	1	452	100	552.0
7	Dibbling of seeds / pricking out the seedlings from germinataion beds & transplanting in the poly bags and providing shade.	Jan	MD	452	2	904	500	1404
8	Watering for 3 months	Jan-Mar	MD	452	10	4520	0	4520
9	Contingencies (Water can, Buckets, Electricity charges/ Diesel charges/ Maintenance of pump set etc.)						500	500
Total					35	15820	7850	23670
2nd Financial Year (April-March)								
1	Watering for 6 months	April-June & Oct - Dec	MD	452	20	9040		9040
2	Weeding ,Sorting , Grading & other operation	April - Dec	MD	452	10	4520		4520
3	Cost of insecticide/ Bio-Pesticide , Jivamruta & Herbal based plant growing Product				0	0	500	500
4	The cost of Polythene Bag (18" x 18"x 700 gauge) 14 nos/ Kg = 72Kg @Rs.208/- per Kg (including GST)	Nov/Dec	Kg	208	72		14976	14976
Procurement of raw & crude Polypot Mixture								
5	(i) Soil	Nov/Dec	Cft	15	380	0	5700	5700
	(ii) Sand	Nov/Dec	Cft	20	120	0	2400	2400
	(iii) CDM	Nov/Dec	Cft	40	200	0	8000	8000
	(iv) Vermi compost /Mo Khata etc	Nov/Dec	kg	20	1000		20000	20000
	(iv) Insecticide/ Bio-Pesticide	Nov/Dec	Kg	150	30	0	4500	4500
	(v) Cocopeat	Nov/Dec	Kg	30	300		9000	9000
6	Preparation of Soil Mixture includes pulverisation, Straining & mixing the ingredients properly	Oct-Nov	MD	452	35	15820	0	15820
7	Filling of polythene bags including repotting of 18 month old seedlings, Setting in beds & providing shade	January	MD	452	75	33900	1000	34900
8	Watering for 3 months	Jan- March	MD	452	45	20340	0	20340
9	Weeding, Sorting and Grading and other operation	Jan- March	MD	452	8	3616	0	3616
10	Contingencies (Electricity charges/ Diesel charges/ Maintenance of pump set and any other.)						1200	1200
Total					193	87236	67276	154512
3rd Financial Year (April-March)								
1	Watering for 3 months	April-June	MD	452	45	20340	0	20340
2	Weeding, shifting and grading & other operation	April-March	MD	452	20	9040	0	9040

		Wage rate @ Rs.	452	per Manday				
Sl. No	Items of work	Preferable Period of Execution	Unit	Unit Cost	No./ Qty.	Labour Cost (Rs.)	Material Cost (Rs.)	Total Cost (Rs.)
3	Cost of insecticide/ Bio-Pesticide , Jivamruta & Herbal based plant growing product					0	800	800
4	Watering for 6 months	Oct-March	MD	452	90	40680		40680
5	Contingencies (Electricity charges/ Diesel charges/ Maintenance of pump set and any other .)						2500	2500
Total					155	70060	3300	73360
4th Financial Year (April-June)								
1	Watering for 3 months	April-June	MD	452	45	20340	0	20340
2	Weeding, Shifting, Grading, Root cutting and other operation	April-June	MD	452	10	4520	0	4520
3	Cost of insecticide/ Bio-Pesticide , Jivamruta & Herbal based plant growing product	April-June				0	800	800
4	Contingencies (Electricity charges/ Diesel charges/ Maintenance of pump set and any other)						798	798
Total					55	24860	1598	26458
ABSTRACT								
Sl. No	Year	No. of Mandays	Labour Cost (Rs.)	Material Cost (Rs.)	Total Cost (Rs.)			
1	1st Financial Year (3 Months)	35	15820	7850	23670			
2	2nd Financial Year (12 Months)	193	87236	67276	154512			
3	3rd Financial Year (12 Months)	155	70060	3300	73360			
4	4th Financial Year (3 Months)	55	24860	1598	26458			
Total		438	197976	80024	278000			
Cost per 30 months old seedling= Rs. 278000/1000 = Rs. 278/-								

APC
CCF (PP&A)

CF (Plan)

CCF (Nodal)

Dy. CF (Affn.)

CF (P&SM)

Forestry Expert (MGNREGS Cell)

COST NORM FOR RAISING 1000 BAMBOO SEEDLINGS - RHIZOME ORIGIN

Sl. No.	Item of work	Wage rate @ Rs.	452	per Manday					
		Preferable period of activity	Unit	Unit Cost	No/ Qty	Labour in Mandays	Labour Cost (Rs.)	Material Cost (Rs.)	Total Cost (Rs.)
1	2	3	4	5	6	7	8	9	10
A. 1st Financial Year (Seedlings Cost for 3 Months)									
1	Preparation of raised nursery beds, Cost of CDM, Sand, Insecticide / Bio pesticide and Seeds.	January	MD	452		2	904	1000	1904
2	Sowing of seeds, Watering, Weeding & Mulching including cost of materials	Jan-March	MD	452		3	1356	100	1456
3	Contingencies							500	500
Total						5	2260	1600	3860
B. 2nd Financial Year (Seedlings Cost for 12 Months)									
1	Watering & Weeding of mother beds	April-June	MD	452		6	2712	0	2712
2	Cost of Polythene bags(12"x 8"x 400 gauge) 80 nos / kg= 12.5 kg @ Rs.208/- per kg.	Nov-Dec	Kg	208	12.5	0	0	2600	2600
3	Procurement of Polypot Mixture								
	(i) Soil	Nov-Dec	cft	15	70	0	0	1050	4050
	(ii) Sand	Nov-Dec	cft	20	35	0	0	700	
	(iii) CDM/ Vermicompost / Mo khata etc	Nov-Dec	cft	40	35	0	0	1400	
(iv) Insecticide / Bio pesticide	Nov-Dec	Kg	150	6	0	0	900		
4	Preparation of soil mixture including pulverisation and straining	Nov-Dec	MD	452		8	3616	0	3616
5	Filling and setting of polythene bags	Nov-Dec	MD	452		12	5424	0	5424
6	Uprooting and dressing of rhizome, transplanting of rhizome in polypots and providing shade including cost of materials	January	MD	452		3	1356	600	1956
7	Watering of polypots	Jan-March	MD	452		10	4520	0	4520
Total						39	17628	7250	24878
C. 3rd Financial Year (Seedlings Cost for 3 Months)									
1	Watering of polypots	April-June	MD	452		10	4520	0	4520
2	Weeding, Sorting, Grading & other operation	April-June	MD	452		3	1356	0	1356
3	Cost of Jivamruta / Herbal based plant growing products /Insecticide/Bio pesticide	April						786	786
Total						13	5876	786	6662
ABSTARCT									
Sl. No.	Year					No. of Mandays	Labour Cost (Rs.)	Material Cost (Rs.)	Total Cost (Rs.)
1	1st Financial Year (Seedlings Cost for 3 Months)					5	2260	1600	3860
2	2nd Financial Year (Seedlings Cost for 12 Months)					39	17628	7250	24878
3	3rd Financial Year (Seedlings Cost for 3 Months)					13	5876	786	6662
Total						57	25764	9636	35400
Cost per 18 months old Seedling= Rs. 35400/1000 = Rs. 35.40									

MPC
CCF (PR&A)

CF (Plan)

CCF (Nodal)

Dy. CF (Affn.)

CF (P&SM)

Forestry Expert (MGNREGS Cell)

**COST NORM FOR RAISING 1000 BAMBOO SEEDLINGS - LAYERING OF CULM-CUTTINGS
(6 MONTHS)**

Sl No	Item of work	Wage rate @ Rs.	452	per Manday					
		Preferable period of activity	Unit	Unit Cost	No/ Qty	Labour in Mandays	Labour Cost (Rs.)	Material Cost (Rs.)	Total Cost (Rs.)
1	2	3	4	5	6	7	8	9	10
A. 1st Financial Year (Seedlings Cost for 3 Months)									
1	Site preparation and fencing	Nov- Dec	MD	452		3	1356	1359	2715
2	Preparation of beds (3 Nos) of size 40'x 4' and mix the Soil, Sand, CDM and Insecticide / Bio pesticide properly for layering of bamboo	Dec-Jan	MD	452		6	2712		2712
3	Cost of Materials	Dec-Jan							
	(i) Soil	Dec-Jan	cft	15	60			900	900
	(ii) Sand	Dec-Jan	cft	20	30			600	600
	(iii) CDM	Dec-Jan	cft	40	30			1200	1200
	(iv) Insecticide / Bio pesticide	Dec-Jan	Kg	150	2			300	300
4	Cost of 60 nos of long Bamboo including transportation	January	Nos	150	60			9000	9000
5	Cutting of Culm into single node and layering in bed at a spacing of 20 cm X 20 cm after treatment of the nodes with fungicide and Root Growth Hormone (Skill labour) @ Rs 552/- per day	January	MD	552		3	1656		1656
6	Cost of Root Growth Hormone and Fungicide	January						300	300
7	Watering and Weeding for 03 months	Jan- March	MD	452		9	4068		4068
8	Contingency L.S							560	560
Total						21	9792	14219	24011
B. 2nd Financial Year (Seedlings Cost for 03 Months)									
1	Watering, Weeding and application of insecticide/Bio-pesticide and other operation	April-June	MD	452		9	4068	0	4068
2	Cost of Insecticide / Bio - pesticide/Jivamruta							500	500
3	Contingency L.S							421	421
Total						9	4068	921	4989
ABSTARCT									
Sl No	Year					No. of Mandays	Labour Cost (Rs.)	Material Cost (Rs.)	Total Cost (Rs.)
1	1st Financial Year (Seedlings Cost for 3 Months)					21	9792	14219	24011
2	2nd Financial Year (Seedlings Cost for 3 Months)					9	4068	921	4989
Total						30	13860	15140	29000
Cost per 06 months old Seedling (Layring)= Rs. 29000/1000 = Rs. 29/-									

CCF (PP&A)

CF (Plan)

CCF (Nodal)

Dy. CF (Affn.)

CF (P&SM)

Forestry Expert (MGNREGS Cell)

COST NORM FOR RAISING 1000 NOS STUMPS (Other than Teak)

Wage Rate @ 452/- per day		452		Per Manday				
Sl. No	Item of work	Period of execution	Unit	Unit Cost	No/ Qty.	Labour Cost (Rs.)	Material Cost (Rs.)	Total Cost (Rs.)
1	2	3	4	5	6	7	8	9
1st Financial Year (Jan - March)								
1	Preparation of raised germination bed (40' x 4') by digging the soil, breaking the clots , mixing with CDM & insecticide/ Bio-pesticide uniformly throughout the bed.	Jan- Feb	MD		1	452		452
2	Procurement of CDM & insecticide/ Bio-pesticide							
	(i) CDM	Jan- Feb	cft	40	8	-	320	320
	(ii) Insecticide / Bio-pesticide	Jan- Feb	Kg	150	1	-	150	150
3	Collection of seeds ,drying and grading	Jan- May					450	450
4	Seed treatment, dibbling of seeds & mulching including cost of material	Feb- May	MD		1	452	200	652
5	Watering	Feb- March	MD		2	904		904
6	Contingency (Water can, Bucket and any other)						104	104
Total					4	1,808	1,224	3,032
2nd Financial Year (April -June)								
1	Watering	April - June	MD		3	1356		1356
2	Weeding and application of liquid manure / Jivamruta and insecticide etc.	May - Dec	MD		2	904	100	1,004
3	Watering (Once in every 6 days @ 10 beds per manday)	Oct- Jan	MD		2	904		904
4	Uprooting,Dressing , Counting and bagging of stumps	January	MD		2	904		904
Total					9	4,068	100	4,168
ABSTRACT								
Sl. No	Year				No. of Mandays	Labour Cost (Rs.)	Material Cost (Rs.)	Total Cost (Rs.)
1	1st Financial Year (3 Months)				4	1808	1224	3032
2	2nd Financial Year (9 Months)				9	4068	100	4168
Total					13	5876	1324	7200
Cost of production of per stump = Rs. 7200/1000= Rs. 7. 20								

MPC
CCF (RP&A)

CF (Plan)

CCF (Nodal)

Dy. CF (Affn.)

CF (P&SM)

Forestry Expert (MGNREGS Cell)

COST NORM FOR RAISING OF 1000 SEEDLINGS (From Stump Origin)								
Wage rate @ Rs. 452			per Manday					
Sl. No	Items of work	Preferable Period of Execution	Unit	Unit Cost	No./ Qty.	Labour Cost (Rs.)	Material Cost (Rs.)	Total Cost (Rs.)
1st Financial Year (Seedlings Cost for 3 Months)								
1	Cost for Polythene bag (12" X 8" X 400 gauge) 80 nos./Kg. = 12.5 Kg @ Rs.208/- per Kg. (including GST)	Dec-Jan	Kg	208	12.5	0	2600	2600
2	Procurement of raw & crude Polypot Mixture	Dec-Jan						
	(i) Soil	Dec-Jan	Cft	15	70	0	1050	1050
	(ii) Sand	Dec-Jan	Cft	20	35	0	700	700
	(iii) CDM/ Vermicompost / Mo khata etc	Dec-Jan	Cft	40	35	0	1400	1400
	(iv) Insecticide/ Bio-Pesticide	Dec-Jan	Kg	150	6	0	900	900
3	Preparation of Soil Mixture includes pulverisation, Straining & mixing the ingredients properly	Dec-Jan	MD	452	8	3616	0	3616
4	Filling of polythene bags & Setting in the bed	Dec-Jan	MD	452	12	5424	0	5424
5	Treatment of stumps with fungicide, application of Root Growth Hormone, transplanting of stumps in the polypots and providing shade including cost of materials.	Jan-Feb	MD	452	4	1808	800	2608
6	Weeding & sorting	March	MD	452	1	452		452
7	Watering for 3 months	Jan-Mar	MD	452	10	4520	0	4520
8	Contingencies (Water can, Bucket, Empty Tin, Cost of gunny bags & Transportation charges of stumps from silviculture nursery to destination)						974	974
Total					35	15820	8424	24244
2nd Financial Year (April-June)								
1	Cost of Insecticide / Bio -pesticide/ Jivamruta / Herbal based plant growing products	April-May					800	800
2	Weeding, Sorting, Grading, Root cutting & Other Operation	April-June	MD	452	3	1356		1356
3	Watering for 3 months	April-June	MD	452	10	4520	0	4520
4	Contingencies (Electricity charges/ Diesel charges, Maintenance of pump set & any other)						580	580
Total					13	5876	1380	7256
ABSTRACT								
Sl. No	Year				No. of Mandays	Labour Cost (Rs.)	Material Cost (Rs.)	Total Cost (Rs.)
1	1st Financial Year (3 Months)				35	15820	8424	24244
2	2nd Financial Year (3 Months)				13	5876	1380	7256
Total					48	21696	9804	31500
Cost per 6 months old seedling= Rs. 31500/1000= Rs. 31.50								

MJC
CCF (PP&A)

CF (Plan)

CCF (Nodal)

Dy. CF (Affn.)

CF (P&SM)

Forestry Expert (MGNREGS Cell)

COST NORM FOR RAISING 1000 CASUARINA SEEDLINGS (6 MONTHS)

		Wage rate @ Rs.	452	per Manday				
Sl. No	Name of the activity	Preferable period of activity	Unit	Unit Cost	No/ Qty	Labour Cost (Rs.)	Material Cost (Rs.)	Total Cost (Rs.)
1	2	3	4	5	6	7	8	9
A. 1st Financial Year (Seedlings Cost for 3 Months)								
1	Site preparation & Fencing	Nov-Dec	MD	452	4	1808	500	2308
2	Seed collection & Innoculation of Mycorrhiza	Nov-Dec	MD	452	2	904	0	904
3	Preparation of germination beds, treatment of seeds, Sowing, mulching & watering including cost of materials	Dec-Jan	MD	452	3	1356	200	1556
4	Cost of Polypot Mixture							1290
	(i) Clod Soil	Jan-Feb	cft	15	22	0	330	
	(ii) Sand	Jan-Feb	cft	20	11	0	220	
	(iii) CDM/ Vermicompost/Mo khata	Jan-Feb	cft	40	11	0	440	
	(iv) Insecticide/Bio pesticide	Jan-Feb	Kg	2	150	0	300	
5	Polypots (Size: 9" x 5" x 200 gauge) 300 nos/kg @ Rs.208/Kg (Including GST)	Jan-Feb	Kg	3.33	208	0	693	693
6	Preparation of soil mixture including pulverisation and straining	Jan-Feb	MD	452	3	1356	0	1356
7	Filling of polypots & setting in bed	Jan-Feb	MD	452	4	1808	0	1808
8	Pricking out & transplanting in polypots, arranging in beds and providing shade including material cost	Feb	MD	452	2	904	500	1404
9	Weeding & Sorting	Feb-Mar	MD	452	1	452		452
10	Watering	Feb-Mar	MD	452	6	2712		2712
11	Contingency -Water can, Bucket, Empty Tin, Display board etc.						517	517
Total					25	11300	3700	15000
B. 2nd Financial Year (Seedlings Cost for 3 Months)								
1	Watering of polypots	April-June	MD	452	9	4068	0	4068
2	Weeding, Sorting, Grading, application of Jivamruta / Herbal based plant growing products /Insecticide/Bio pesticide & other operations.	April-June	MD	452	3	1356	0	1356
3	Cost of Insecticide / Bio - pesticide/Jivamruta / Herbal based plant growing products	April-June				0	550	550
4	Contingency						126	126
Total					12	5424	676	6100
ABSTRACT								
Sl. No	Year				No. of Mandays	Labour Cost (Rs.)	Material Cost (Rs.)	Total Cost (Rs.)
1	1st Financial Year (3 Months)				25	11300	3700	15000
2	2nd Financial Year (3 Months)				12	5424	676	6100
Total					37	16724	4376	21100
Cost per seedling Rs. 21100/1000= Rs. 21.10								

CCF (PP&A)

CF (Plan)

CCF (Nodal)

Dy. CF (Affn.)

CF (P&SM)

Forestry Expert (MGNREGS Cell)

COST NORM FOR RAISING 1000 MANGROVE SEEDLING (6 months old)
1000 Seedlings on Sunken Bed

Waga rate @ Rs. 452 per Manday

Sl. No	Items of Work	Preferable Period of Execution	Unit	Unit Cost	Labour in Mandays (Nos/Qty)	Labour Cost (Rs.)	Material Cost (Rs.)	Total Cost (Rs.)
1	2	3	4	5	6	7	8	9
A. 1st Financial Year (Seedling Cost for 6 Months)								
1	Site Clearance	April	MD	452	1	452		452
2	Fencing with locally collected twigs / brushwood	April	MD	452	7	3164		3164
3	Digging of sunken bed of size 36'X 4'X 1'-6"	April	MD	452	4	1808		1808
4	Spreading of soil in 3'-0" width between 2 beds for inspection	April	MD	452	3	1356		1356
5	Cost of Polythene bag (10"X 6"X 300 gauge) 180 nos./Kg = 5.58 Kg @ 208/- Per KG(including GST)	April	Kg	208	5.58		1160	1160
6	Collection of silt & clay over 71 cft for filling in polythene bags	April-May	MD	452	5	2260		2260
7	Filling of polythene bags and setting in rows	April-May	MD	452	4	1808		1808
8	Collection and treatment of seeds and propagules	May-June	MD	452	2	904	100	1004
9	Dibbling of seeds and transplanting of propagules in polypots and providing shed with cost of shading materials	May-June	MD	452	2	904	500	1404
10	Digging and Renovation of tidal channel of about 200' length for flooding beds with sluice	May-Dec	MD	452	6	2712		2712
11	Flooding of tidal water & repairing of fence including maintenance of nursery	May-Dec	MD	452	12	5424		5424
12	Cost of Sign board and other contingency				0	0	648	648
Total					46	20792	2408	23200
ABSTRACT								
Sl. No	Year	No. of Mandays	Labour Cost (Rs.)	Material Cost (Rs.)	Total Cost (Rs.)			
1	1st Financial Year (6 Months)	46	20792	2408	23200			
Total		46	20792	2408	23200			
Cost per seedling= Rs.23200/1000 = Rs. 23.20								

MC
CCE (PP&A)

CF (Plan)

CCF (Nodal)

Dy. CF (Affn.)

CF (P&SM)

Forestry Expert (MGNREGS Cell)

**COST NORM FOR MAINTENANCE OF 1000 SEEDLINGS BEYOND 18 MONTHS
(MAINTENANCE FROM 18 MONTHS TO 30 MONTHS)**

		Wage rate @ Rs.	452	per Manday				
Sl. No	Items of work	Preferable Period of Execution	Unit	Unit Cost	No./ Qty.	Labour Cost (Rs.)	Material Cost (Rs.)	Total Cost (Rs.)
3RD Financial Year (July- March)								
1	Weeding ,Grading , Root cutting and other operation	July - March	MD	452	9	4068		4068
2	Cost of insecticide & Bio pesticide	July - March					300	300
3	Watering for 6 months in every alternate day	Oct - March	MD		10	4520		4520
4	Contingencies (Electricity charges/ Diesel charges/ Maintenance of pump set and any other)						750	750
Total					19	8588	1050	9638
4th Financial Year (April-June)								
1	Weeding ,Grading , Root cutting and other operation	April- June	MD	452	3	1356		1356
2	Cost of insecticide & Bio pesticide	April- June					200	200
3	Watering for 3 months	April- June	MD		10	4520		4520
4	Contingencies (Electricity charges/ Diesel charges/ Maintenance of pump set and any other.)						286	286
Total					13	5876	486	6362
ABSTRACT								
Sl. No	Year	No. of Mandays	Labour Cost (Rs.)	Material Cost (Rs.)	Total Cost (Rs.)			
1	3rd Financial Year (9 Months)	19	8588	1050	9638			
2	4th Financial Year (3 Months)	13	5876	486	6362			
Total		32	14464	1536	16000			
Maintenance Cost per seedling (12 months) = Rs. 16000/1000 = Rs.16/-								

MC
CCF (PP&A)

CF (Plan)

CCF (Nodal)

Dy. CF (Affn.)

CF (P&SM)

Forestry Expert (MGNREGS Cell)

**COST NORM FOR BLOCK PLANTATION @ 1600 PLANTS PER HECTARE
(18 months old seedlings)**

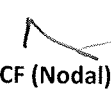
		Wage Rate Rs.	452	per Manday		
Sl. No	Items of work	Preferable Period of Execution	No of Mandays	Labour Cost (Rs.)	Material Cost (Rs.)	Total Cost (Rs.)
1	2	3	4	5	6	7
0th Year (Advance work)						
1	Survey, Demarcation and Pillar posting	December	2	904		904
2	Preparation of Treatment Map (Digital Map)	December	1	452		452
3	Site preparation (Cleaning & removal of debris)	Jan-Feb	12	5424		5424
4	Creation of 4.00 mt wide Inspection Path	Feb/Mar	1	452		452
5	Alignment and stacking	Feb/Mar	4	1808		1808
6	Digging of pits (45 cm x 45 cm X 45 cm) / 50 cm diameter augur hole in hard and gravelly soil	Feb/Mar	64	28928		28928
7	Construction of Temporary Labour Shed, Drinking water facility and First Aid etc.				2000	2000
Total			84	37968	2000	39968
8	Monitoring, Evaluation , Documentation & other Contingency i.e 5% of the total cost.					1998
Grand Total			84	37968	2000	41966
1st Year/Planting Year						
1	Fencing done by using GI Wire mesh Chain Link for an average of 250 mt / Ha @ Rs.400/- per mt.				100000	100000
2	Transportation of 18 months old seedlings by hired vehicle from the nursery including loading , unloading & stacking the same at planting site @ Rs.8/- per seedling. (1760 nos.) (Average lead of 15 Rkm)	Jul/Aug			14080	14080
3	Watering the polypot seedlings at planting site	Jul/Aug	3	1356		1356
4	Conveyance of polypot seedlings from the stacking site to individual pits , mixing the dug out soil of the pits with CDM/ Vermicompost / Organic Manure, applying Insecticide/Bio pesticide , fertilizers , planting done after scooping the soil & pressing properly around the planted seedlings. (In case Organic manure is applied , Bio pesticide should be used in stead of Insecticide)	Jul/Aug	40	18080		18080


Sl. No	Items of work	Preferable Period of Execution	No of Mandays	Labour Cost (Rs.)	Material Cost (Rs.)	Total Cost (Rs.)	
1	2	3	4	5	6	7	
5	<u>Cost of Fertilizer & Insecticide</u> (a) CDM/Vermicompost / Organic Manure as Basal Dose (b) NPK @ 50 gms/plant as basal dose (c) Insecticide/ Bio-pesticide as basal dose @ 5 gms/plant (d) Urea @ 30 gms per plant (e) Jivamruta / Herbal based plant growing product	Jul - Sept	0	0	15728	15728	
6	Casualty Replacement @ 10% (160 nos.)	Jul/Aug	4	1808	0	1808	
7	1st Weeding & Manuring (Application of Urea in crowbar hole)	Aug/Sept	15	6780		6780	
8	2nd Weeding, Soil working (1mt. diametre around the plants) and Manuring (Application of Jivamruta / Herbal based plant growing product)	Sep/Oct	20	9040	0	9040	
9	Fire line tracing (3 m. wide fire line over 300 m long) including maintenance of inspection path	Feb/Mar	3	1356	0	1356	
10	Watch & Ward against grazing and other Biotic interference	Aug-Mar	24	10848	0	10848	
	Total		109	49268	129808	179076	
11	Monitoring, Evaluation , Documentation & Contingency i.e 5% of the total cost.					8954	
	Grand Total			49268	129808	188030	
2nd Year Maintenance							
1	Transportation of 160 nos of 18th months old seedlings by hired vehicle from Nursery to plantation site including loading, unloading @ Rs.8/- per seedling (Average lead of 15 RKM)	Jul	0	0	1280	1280	
2	Casualty replacement- 10%	Jul	4	1808	0	1808	
3	<u>Cost of Fertilizer & Insecticide-</u> A) Bio pesticide / Insecticide @ 5 gms/plant B) NPK /Urea / Herbal based plant growing product	Jul-Aug	0	0	5240	5240	
4	Weeding (Complete weeding), Soil working (1mt. diametre around the plants) and Manuring (Application of NPK/Urea / Herbal based plant growing product)	Sep/Oct	20	9040	0	9040	
5	Fire line tracing (3 m. wide fire line over 300 m long) including maintenance of inspection path	Feb/Mar	3	1356	0	1356	


Sl. No	Items of work	Preferable Period of Execution	No of Mandays	Labour Cost (Rs.)	Material Cost (Rs.)	Total Cost (Rs.)
1	2	3	4	5	6	7
6	(a) Watch & Ward against grazing & other Biotic interference (b) Maintenance of fence & Temporary labour shed with material cost	Apr-Mar	36	16272	1000	17272
Total			63	28476	7520	35996
7	Monitoring, Evaluation , Documentation & Contingency i.e 5% of the total cost.					1800
Grand Total				28476	7520	37796
3rd year maintenance						
<u>Cost of Fertilizer</u>						
1	NPK / Urea /Herbal based plant growing product	Aug/Sep	0	0	5120	5120
2	Weeding (Complete weeding), Soil working (1mt. diametre around the plants) and Manuring (Application of NPK / Urea / Herbal based plant growing product)	Sep/Oct	20	9040	0	9040
3	Fire line tracing (3 m. wide fire line over 300 m long) including maintenance of inspection path	Feb/Mar	3	1356	0	1356
4	(a) Watch & Ward against grazing & other Biotic interference (b) Maintenance of fence & Temporary labour shed with material cost	April-Mar	18	8136	700	8836
Total			41	18532	5820	24352
5	Monitoring, Evaluation , Documentation & Contingency i.e 5% of the total cost.					1218
Grand Total				18532	5820	25570
4th Year Maintenance						
1	Fire line tracing (3 m. wide fire line over 300 m long) including maintenance of inspection path	Feb/Mar	3	1356	0	1356
2	(a) Watch & Ward against grazing & other Biotic interference (b) Maintenance of fence & Temporary labour shed	Apr-Mar	18	8136	0	8136
Total			21	9492	0	9492
3	Monitoring, Evaluation , Documentation & Contingency i.e 5% of the total cost.					475
Grand Total				18984	0	9967


Sl. No	Items of work	Preferable Period of Execution	No of Mandays	Labour Cost (Rs.)	Material Cost (Rs.)	Total Cost (Rs.)	
1	2	3	4	5	6	7	
ABSTARCT (Showing Seedling Cost Separately)							
Sl. No	Year	No. of Mandays	Labour Cost (Rs.)	Material Cost (Rs.)	MED & Other Contingency	Seedling Cost (Rs.)	Total Cost (Rs.)
1	0th year	84	37968	2000	1998		41966
2	1st year	109	49268	129808	8954	89408	277438
3	2nd year	63	28476	7520	1800	8128	45924
4	3rd year	41	18532	5820	1218		25570
5	4th year	21	9492	0	475		9967
Grand Total		318	143736	145148	14444	97536	400864



CCF (PP&A)


CCF (Nodal)


CCF (P&SM)


CF (Plan)


Dy. CF (Affn.)


Forestry Expert (MGNREGS Cell)

**COST NORM FOR BLOCK PLANTATION @ 1000 PLANTS PER HECTARE
(18 months old seedlings)**

Wage Rate Rs. 452 per Manday						
Sl. No	Items of work	Preferable Period of Execution	No. of Mandays	Labour Cost (Rs.)	Material Cost (Rs.)	Total Cost (Rs.)
1	2	3	4	5	6	7
0th Year (Advance work)						
1	Survey, Demarcation and Pillar posting	December	2	904		904
2	Preparation of Treatment Map (Digital Map)	December	1	452		452
3	Site preparation (Cleaning & removal of debris)	Jan-Feb	12	5424		5424
4	Creation of 4.00 mt wide Inspection Path	Feb/Mar	1	452		452
5	Alignment and stacking	Feb/Mar	2	904		904
6	Digging of pits (45 cm x 45 cm X 45 cm) / 50 cm diameter augur hole in hard & gravelly soil	Feb/Mar	40	18080		18080
7	Construction of Temporary Labour Shed, Drinking water facility and First Aid etc.				2000	2000
	Total		58	26216	2000	28216
8	Monitoring, Evaluation, Documentation & Contingency i.e 5% of the total cost.					1411
	Grand Total		58	26216	2000	29627
1st Year/Planting Year						
1	Fencing done by using GI Wire mesh Chain Link for an average of 250 mt / Ha @ Rs.400/- per mt.				100000	100000
2	Transportation of 18 months old seedlings by hired vehicle from the nursery including loading, unloading & stacking the same at planting site @ Rs.8/- per seedling. (1100 nos.) (Average lead of 15 Rkm)	Jul/Aug			8800	8800
3	Watering of polypot seedlings at planting site	Jul/Aug	2	904		904
4	Conveyance of polypot seedlings from the stacking site to individual pits, mixing the dug out soil of the pits with CDM/ Vermicompost / Organic Manure, applying Insecticide/Bio pesticide, fertilizers, planting done after scooping the soil & pressing properly around the planted seedlings. (In case Organic manure is applied, Bio pesticide should be used in stead of Insecticide)	Jul/Aug	25	11300		11300
5	<u>Cost of Fertilizer & Insecticide</u> (a) CDM/Vermicompost / Organic Manure as Basal Dose (b) NPK @ 50 gms/plant as basal dose (c) Insecticide/ Bio-pesticide as basal dose @ 5 gms/plant (d) Urea @ 30 gms per plant (e) Jivamruta / Herbal based plant growing products	Jul/Aug			9830	9830
6	Casualty Replacement @ 10% (100 nos.)	Jul/Aug	2.5	1130		1130

Sl. No	Items of work	Preferable Period of Execution	No. of Mandays	Labour Cost (Rs.)	Material Cost (Rs.)	Total Cost (Rs.)
1	2	3	4	5	6	7
7	1st Weeding & Manuring (Application of Urea in Crowbar hole)	Aug/Sept	12	5424		5424
8	2nd Weeding, Soil working (1mt. diametre around the plants) and Manuring (Application of Jivamruta / Herbal based plant growing product	Sep/Oct	15	6780	0	6780
9	Fire line tracing (3 m. wide fire line over 300 m long) including maintenance of inspection path	Feb/Mar	3	1356	0	1356
10	Watch & Ward against grazing and other Biotic interference	Aug-Mar	12	5424	0	5424
Total			71.5	32318	118630	150948
11	Monitoring, Evaluation , Documentation & Contingency i.e 5% of the total cost.					7547
Grand Total			71.5	32318	118630	158495
2nd Year Maintenance						
1	Transportation of 100 nos of 18 months old seedlings by hired vehicle from Nursery to plantation site including loading, unloading @ Rs.8/- per seedling (Average lead of 15 RKM)	Jul	0	0	800	800
2	Casualty replacement- 10%	Jul	2.5	1130	0	1130
3	<u>Cost of Fertilizer & Insecticide-</u> A) Bio pesticide / Insecticide @ 5 gms/plant B) NPK / Urea / Herbal based plant growing product	July/Aug	0	0	3275	3275
4	Weeding (Complete weeding), Soil working (1mt. diametre around the plants) and Manuring (Application of NPK / Urea / Herbal based plant growing product)	Sep/Oct	15	6780	0	6780
5	Fire line tracing (3 m. wide fire line over 300 m long) including maintenance of inspection path	Feb/Mar	3	1356	0	1356
6	(a) Watch & Ward against grazing & other Biotic interference (b) Maintenance of fence & Temporary labour shed with material cost	Apr-Mar	18	8136	1000	9136
Total			38.5	17402	5075	22477
7	Monitoring, Evaluation , Documentation & Contingency i.e 5% of the total cost.			0		1124
Grand Total				17402	5075	23601
3rd Year Maintenance						
1	<u>Cost of Fertilizer</u> NPK / Urea / Herbal based plant growing product	Sep/Oct	0	0	3200	3200
2	Weeding (Complete weeding), Soil working (1mt. diametre around the plants) and Manuring (Application of NPK / Urea / Herbal based plant growing product)	Sep/Oct	15	6780	0	6780
3	Fire line tracing (3 m. wide fire line over 300 m long) including maintenance of inspection path	Feb/Mar	3	1356	0	1356

Sl. No	Items of work	Preferable Period of Execution	No. of Mandays	Labour Cost (Rs.)	Material Cost (Rs.)	Total Cost (Rs.)
1	2	3	4	5	6	7
4	(a) Watch & Ward against grazing & other Biotic interference (b) Maintenance of fence & Temporary labour shed with material cost	Apr-Mar	18	8136	700	8836
Total			36	16272	3900	20172
5	Monitoring, Evaluation, Documentation & Contingency i.e 5% of the total cost.					1009
Grand Total				16272	3900	21181

4th Year Maintenance

1	Fire line tracing (3 m. wide fire line over 300 m long) including maintenance of inspection path	Feb/Mar	3	1356	0	1356
2	(a) Watch & Ward against grazing & other Biotic interference (b) Maintenance of fence & Temporary labour shed	Apr-Mar	18	8136	0	8136
Total			21	9492	0	9492
3	Monitoring, Evaluation, Documentation & Contingency i.e 5% of the total cost.					475
Grand Total				9492	0	9967

ABSTARCT (Showing Seedling Cost Separately)

Sl. No	Year	No. of Mandays	Labour Cost (Rs.)	Material Cost (Rs.)	MED & Other Contingency	Seedling Cost (Rs.)	Total Cost(Rs.)
1	0th year	58	26216	2000	1411	0	29627
2	1st year	71.5	32318	118630	7547	55880	214375
3	2nd year	38.5	17402	5075	1124	5080	28681
4	3rd year	36	16272	3900	1009	0	21181
5	4th year	21	9492	0	475	0	9967
Grand Total		225	101700	129605	11565	60960	303830

CCF (PP&A)

CCF (Nodal)

CCF (P&SM)

CCF (Plan)

Dy. CCF (Affn.)

Forestry Expert (MGNREGS Cell)

COST NORM FOR AIDED NATURAL REGENERATION (ANR) without gap PER HECTARE

Wage rate Rs.		452	per manday			
Sl. No.	Item of Work	Preferable period of Execution	Man days	Labour Cost (Rs.)	Material Cost (Rs.)	Total Cost in (Rs.)
1ST YEAR OPERATION						
1	Survey, Demarcation and Pillar Posting & preparation of treatment map (digital map)	April	2	904		904
2	Soil & Moisture Conservation Measures (Staggered trenches of dimension 2 m X 0.5 m X 0.5 m @ 60 nos per ha or its equivalent, Drainage line treatment, LBCD and any other structure as per site requirement.	Oct/Nov	20	9040		9040
3	Silvicultural operations including Cutting of high stumps, Singling out of multiple shoots, Climber cutting, Clearance of weeds & Removal of debris from the field to blank space	Jan/Feb	20	9040		9040
4	Fire line tracing (3 m. wide fire line over 300 m long) & inspection path	Jan/Feb	3	1356		1356
5	Watch & ward against grazing and other Biotic interference	Aug-Mar	5	2260		2260
TOTAL			50	22600	0	22600
6	Monitoring, Evaluation, Documentation & Contingency i.e 5% of the total cost.					1130
GRAND TOTAL			50	22600	0	23730
2ND YEAR OPERATION						
1	Renovation and Maintenance of SMC Structures	Oct/Nov	4	1808		1808
2	Fire line tracing (3 m. wide fire line over 300 m long) & inspection path	Jan/Feb	3	1356		1356
3	Watch & Ward against grazing & other Biotic interference	Apr-Mar	7	3164		3164
TOTAL			14	6328	0	6328
4	Monitoring, Evaluation, Documentation & Contingency i.e 5% of the total cost.					316
GRAND TOTAL			14	6328	0	6644
3RD YEAR OPERATION						
1	Fire line tracing (3 m. wide fire line over 300 m long) & inspection path	Jan/Feb	3	1356		1356
2	Watch & Ward against grazing & other Biotic interference & Cultural operation	Apr-Mar	7	3164		3164
TOTAL			10	4520	0	4520

Wage rate Rs.		452	per manday			
Sl. No.	Item of Work	Preferable period of Execution	Man days	Lobour Cost (Rs.)	Material Cost (Rs.)	Total Cost in (Rs.)
3	Monitoring, Evaluation , Documentation & Contingency i.e 5% of the total cost.					226
GRAND TOTAL			10	4520	0	4746
4TH YEAR OPERATION						
1	Fire line tracing (3 m. wide fire line over 300 m long) & inspection path	Jan/Feb	3	1356	0	1356
2	Watch & Ward against grazing , other Biotic interfrance & Cultural operation	Apr-Mar	7	3164	0	3164
TOTAL			10	4520	0	4520
3	Monitoring, Evaluation , Documentation & Contingency i.e 5% of the total cost.					226
GRAND TOTAL			10	4520	0	4746
A B S T R A C T						
SL. No.	Year	No. of Mandays	Labour cost @ ₹ 452/- per day	Material cost (₹)	Monitoring, Evaluation, Documentation & Contingency upto 5% of the total cost.	Total cost in (₹)
2	1st Year operation	50	22600	0	1130	23730
3	2nd Year operation	14	6328	0	316	6644
4	3rd Year operation	10	4520	0	226	4746
5	4th Year operation	10	4520	0	226	4746
Grand Total		84	37968	0	1898	39866

Myc
CCF (PP&A)

N
CCF (Nodal)

M
CF (P&SM)

[Signature]
CF (Plan)

[Signature]
Dy. CF (Affn.)

[Signature]
Forestry Expert (MGNREGS Cell)

**COST NORM FOR AIDED NATURAL REGENERATION (ANR) @ 200 PLANTS PER HECTARE
(18 months old seedlings)**


Wage Rate Rs. 452 per Manday

Sl. No	Items of work	Preferable Period of Execution	No. of Mandays	Labour Cost (Rs.)	Material Cost (Rs.)	Total Cost (Rs.)
0th Year (Advance work)						
1	Survey, Demarcation and Pillar posting	Nov/Dec	2	904		904
2	Preparation of Treatment Map (Digital Map)	Nov/Dec	1	452		452
3	Site preparation	Jan- Feb	2	904		904
4	Silvicultural operations including Cutting of high stumps, Singling out of multiple shoots, Climber cutting, Clearance of weeds & Removal of debris from the field to blank space	Jan- Feb	15	6780		6780
5	Alignment and stacking	Feb/Mar	0.5	226		226
6	Digging of pits (45 cm x 45 cm X 45 cm) / 50 cm diameter augur hole in hard & gravelly soil	Feb/Mar	8	3616		3616
	Total		28.5	12882	0	12882
7	Monitoring, Evaluation, Documentation & Contingency i.e 5% of the total cost.					644
	Grand Total		28.5	12882	0	13526
1st Year/Planting Year						
1	Fencing of planted patches by using Bamboo twigs & thorns/Brushwood/ any other	June - July	5	2260	1000	3260
2	Transportation of 18th months old seedlings by hired vehicle from the nursery including loading, unloading & stacking the same at planting site.@ Rs.8/- per seedling. (220 nos.) (Average lead of 15 Rkm)	Jul/Aug			1760	1760
3	Watering polypot seedlings at Planting Site	Jul/Aug	0.5	226		226
4	Conveyance of polypot seedlings from the stacking site to individual pits, mixing the dug out soil of the pits with CDM/ Vermicompost / Organic Manure & applying insecticide/Bio pesticide, fertilizers, planting done after scooping the soil & pressing properly around the planted seedlings. (In case Organic manure is applied, Bio pesticide should be used in stead of Insecticide)	Jul/Aug	5	2260		2260
5	<u>Cost of Fertilizer & Insecticide</u> (a) CDM/Vermicompost / Organic Manure as Basal Dose (b) NPK @ 50 gms/plant as basal dose (c) Insecticide/ Bio-pesticide as basal dose @ 5 gms/plant (d) Urea @ 30 gms per plant (e) Jivamruta / Herbal based plant growing products	Jul/Aug			1966	1966
6	Casualty Replacement @ 10% (20 nos.)	Jul/Aug	0.5	226		226
7	1st Weeding & Manuring (Application of Urea)	Aug/Sept	2	904		904
8	2nd Weeding, Soil working (1mt. diametre around the plants) and Manuring (Application of Jivamruta / Herbal based plant growing products)	Sep/Oct	3	1356		1356
9	Fire line tracing (3 m. wide fire line over 300 m long) & inspection path	Feb/Mar	3	1356		1356
10	Watch & Ward against grazing and other Biotic interference	Aug-Mar	8	3616		3616
	Total		27	12204	4726	16930

		Wage Rate Rs.	452	per Manday		
Sl. No	Items of work	Preferable Period of Execution	No. of Mandays	Labour Cost (Rs.)	Material Cost (Rs.)	Total Cost (Rs.)
11	Monitoring, Evaluation , Documentation & Contingency i.e 5% of the total cost.					847
Grand Total			27	12204	4726	17777
2nd Year Maintenance						
1	Transportation of 20 nos of 18th months old seedlings by hired vehicle from Nursery to plantation site including loading, unloading @ Rs.8/- per seedling (Average lead of 15 RKM)	Jul	0	0	160	160
2	Casualty replacement	Jul	0.5	226.0	0.0	226.0
3	<u>Cost of Fertilizer & Insecticide-</u> A) Cost of Bio pesticide / Insecticide @ 5 gms/plant B) NPK / Urea / Herbal based plant growing product	Jul	0	0	655	655
4	Weeding (Complete weeding), Soil working (1mt. diametre around the plants) and Manuring (Application of NPK / Urea / Herbal based plant growing product)	Sep/Oct	4	1808	0	1808
6	Fire line tracing (3 m. wide fire line over 300 m long) & inspection path	Feb/Mar	3	1356	0	1356
7	Watch & Ward against grazing & other Biotic interference , Repair & maintenance of fencing	Apr-Mar	12	5424	350	5774
Total			19.5	8814	1165	9979
8	Monitoring, Evaluation , Documentation & Contingency i.e 5% of the total cost.			0		499
Grand Total			19.5	8814	1165	10478
3rd Year Maintenance						
1	Cost of NPK / Urea / Herbal based plant growing product	Aug-Sept			640	640
2	Weeding (Complete weeding), Soil working (1mt. diametre around the plants) & Manuring (Application of NPK / Urea / Herbal based plant growing product)	Aug/Sep	4	1808	0	1808
3	Fire line tracing (3 m. wide fire line over 300 m long) & inspection path	Feb/Mar	3	1356	0	1356
4	Watch & Ward against grazing & other Biotic interference , Repair & maintenance of fencing	April-Mar	12	5424	75	5499
Total			19	8588	715	9303
5	Monitoring, Evaluation , Documentation & Contingency i.e 5% of the total cost.					465
Grand Total			19	8588	715	9768
4th Year Maintenance						
1	Fire line tracing (3 m. wide fire line over 300 m long) & inspection path	Feb/Mar	3	1356	0	1356
2	Watch & Ward against grazing and other Biotic interference , Repair & maintenance of fencing	April-Mar	12	5424	0	5424
Total			15	6780	0	6,780
3	Monitoring, Evaluation , Documentation & Contingency i.e 5% of the total cost.					339
Grand Total			15	6,780	0	7,119

		Wage Rate Rs.	452	per Manday			
Sl. No	Items of work	Preferable Period of Execution	No. of Mandays	Labour Cost (Rs.)	Material Cost (Rs.)	Total Cost (Rs.)	
ABSTARCT (Showing Seedling Cost Separately)							
Sl. No	Year	No. of Mandays	Labour Cost (Rs.)	Material Cost (Rs.)	MED & Other Contingen cy	Seedling Cost (Rs.)	Total Cost (Rs.)
1	0th year	28.5	12882	0	644	0	13526
2	1st year	27.0	12204	4726	847	11176	28953
3	2nd year	19.5	8814	1165	499	1016	11494
4	3rd year	19.0	8588	715	465	0	9768
5	4th year	15.0	6780	0	339	0	7119
Grand Total		109	49268	6606	2794	12192	70860



CCF (PP&A)


CCF (Nodal)


CF (P&SM)


CF (Plan)


Dy. CF (Affn.)


Forestry Expert (MGNREGS Cell)

**COST NORM FOR AIDED NATURAL REGENERATION (ANR) @ 400 PLANTS PER HECTARE
(18 months old seedlings)**

Sl. No	Items of work	Wage Rate Rs.	452	per Manday		
		Preferable Period of Execution	No. of Mandays	Labour Cost (Rs.)	Material Cost (Rs.)	Total Cost (Rs.)
0th Year (Advance work)						
1	Survey, Demarcation and Pillar posting	Nov/Dec	2	904		904
2	Preparation of Treatment Map (Digital Map)	Nov/Dec	1	452		452
3	Site preparation	Jan- Feb	3	1356		1356
4	Silvicultural operations including Cutting of high stumps, Singling out of multiple shoots, Climber cutting, Clearance of weeds & Removal of debris from the field to blank space	Jan- Feb	14	6328		6328
5	Alignment and stacking	Feb/Mar	1	452		452
6	Digging of pits (45 cm x 45 cm X 45 cm) / 50 cm diameter augur hole in hard & gravelly soil	Feb/Mar	16	7232		7232
Total			37	16724	0	16724
7	Monitoring, Evaluation, Documentation & Contingency i.e 5% of the total cost.					836
Grand Total			37	16724	0	17560
1st Year/Planting Year						
1	Fencing by using Bamboo twigs & thorns/Brushwood/ any other	June-July	9	4068	2000	6068
2	Transportation of 18 months old seedlings by hired vehicle from the nursery including loading, unloading & stacking the same at planting site @ Rs.8/- per seedling. (440 nos.) (Average lead of 15 Rkm)	Jul/Aug			3520	3520
3	Watering polypot seedlings at Planting Site	Jul/Aug	1	452		452
4	Conveyance of polypot seedlings from the stacking site to individual pits, mixing the dug out soil of the pits with CDM/ Vermicompost / Organic Manure, applying Insecticide/Bio pesticide, fertilizers, planting done after scooping the soil & pressing properly around the planted seedlings. (In case Organic manure is applied, Bio pesticide should be used in stead of Insecticide)	Jul/Aug	10	4520		4520
5	<u>Cost of Fertilizer & Insecticide</u> (a) CDM/Vermicompost / Organic Manure as Basal Dose (b) NPK @ 50 gms/plant as basal dose (c) Insecticide/ Bio-pesticide as basal dose @ 5 gms/plant (d) Urea @ 30 gms per plant (e) Jivamruta / Herbal based plant growing products	Jul/Aug			3932	3932
6	Casualty Replacement @ 10% (40 nos.)	Jul/Aug	1	452		452
7	1st Weeding & Manuring (Application of Urea)	Aug/Sept	4	1808		1808

Sl. No	Items of work	Wage Rate Rs.	452	per Manday		
		Preferable Period of Execution	No. of Mandays	Labour Cost (Rs.)	Material Cost (Rs.)	Total Cost (Rs.)
8	2nd Weeding, Soil working (1mt. diametre around the plants) and Manuring (Application of Jivamruta / Herbal based plant growing products)	Sep/Oct	6	2712		2712
9	Fire line tracing (3 m. wide fire line over 300 m long) & inspection path	Feb/Mar	3	1356		1356
10	Watch & Ward against grazing and other Biotic interference	Aug-Mar	8	3616		3616
	Total		42	18984	9452	28436
11	Monitoring, Evaluation , Documentation & Contingency i.e 5% of the total cost.					1422
	Grand Total		42	18984	9452	29858
2nd Year Maintenance						
1	Transportation of 40 nos of 18 months old seedlings by hired vehicle from Nursery to plantation site including loading, unloading @ Rs.8/- per seedling (Average lead of 15 RKM)	Jul			320	320
2	Casualty replacement (10%)	Jul	1	452		452
3	<u>Cost of Fertilizer & Insecticide-</u> A) Bio pesticide / Insecticide @ 5 gms/plant B) NPK/Urea/ Herbal based plant growing product	Jul			1310	1310
4	Weeding (Complete weeding), Soil working (1mt. diametre around the plants) and Manuring (Application of NPK/Urea / Herbal based plant growing product)	Sep/Oct	8	3616		3616
5	Fire line tracing (3 m. wide fire line over 300 m long) & inspection path	Feb/Mar	3	1356		1356
6	Watch & Ward against grazing & other Biotic interference , Repair & maintenance of fencing	Apr-Mar	12	5424	700	6124
	Total		24	10848	2330	13178
7	Monitoring, Evaluation , Documentation & Contingency i.e 5% of the total cost.					659
	Grand Total		24	10848	2330	13837
3rd Year Maintenance						
1	Cost of NPK/Urea / Herbal based plant growing product	Aug/Sept			1280	1280
2	Weeding (Complete weeding), Soil working (1mt. diametre around the plants) & Manuring (Application of NPK/Urea / Herbal based plant growing product)	Aug/Sep	8	3616		3616
3	Fire line tracing (3 m. wide fire line over 300 m long) & inspection path	Feb/Mar	3	1356		1356
4	Watch & Ward against grazing & other Biotic interference , Repair & Maintenance of fencing	Apr-Mar	12	5424	150	5574
	Total		23	10396	1430	11826
5	Monitoring, Evaluation , Documentation & Contingency i.e 5% of the total cost.					591
	Grand Total		23	10396	1430	12417

Sl. No	Items of work	Wage Rate Rs.	452	per Manday		
		Preferable Period of Execution	No. of Mandays	Labour Cost (Rs.)	Material Cost (Rs.)	Total Cost (Rs.)
4th Year Maintenance						
1	Fire line tracing (3 m. wide fire line over 300 m long) & inspection path	Feb/Mar	3	1356		1356
2	Watch & Ward against grazing & other Biotic interference, Repair & Maintenance of fencing	Apr-Mar	12	5424		5424
Total			15	6,780		6,780
3	Monitoring, Evaluation, Documentation & Contingency i.e 5% of the total cost.					339
Grand Total			15	6,780		7,119

ABSTARCT (Showing Seedling Cost Separately)							
Sl. No	Year	No. of Mandays	Labour Cost (Rs.)	Material Cost (Rs.)	MED & Other Contingency	Seedling Cost (Rs.)	Total Cost (Rs.)
1	0th year	37	16724	0	836		17560
2	1st year	42	18984	9452	1422	22352	52210
3	2nd year	24	10848	2330	659	2032	15869
4	3rd year	23	10396	1430	591		12417
5	4th year	15	6780	0	339		7119
Grand Total		141	63732	13212	3847	24384	105175


CCF (PP&A)


CCF (Nodal)


CF (P&SM)


CF (Plan)


Dy. CF (Affn.)


Forestry Expert (MGNREGS Cell)

**COST NORM FOR AIDED NATURAL REGENERATION (ANR) @ 500 PLANTS PER HECTARE
(18 months old seedlings)**

Sl. No	Items of work	Wage Rate Rs.	452	per Manday		
		Preferable Period of Execution	No. of Mandays	Labour Cost (Rs.)	Material Cost (Rs.)	Total Cost (Rs.)
0th Year (Advance work)						
1	Survey, Demarcation and Pillar posting	Nov/Dec	2	904		904
2	Preparation of Treatment Map (Digital Map)	Nov/Dec	1	452		452
3	Site preparation	Jan- Feb	4	1808		1808
4	Silvicultural operations including Cutting of high stumps, Singling out of multiple shoots, Climber cutting, Clearance of weeds & Removal of debris from the field to blank space	Jan- Feb	12	5424		5424
5	Alignment and stacking	Feb/Mar	1	452		452
6	Digging of pits (45 cm x 45 cm X 45 cm) / 50 cm diameter augur hole in hard & gravelly soil	Feb/Mar	20	9040		9040
	Total		40	18080	0	18080
7	Monitoring, Evaluation, Documentation & Contingency i.e 5% of the total cost.					904
	Grand Total		40	18080	0	18984
1st Year/Planting Year						
1	Fencing by using Bamboo twigs & thorns/Brushwood/ any other	June- July	12	5424	2500	7924
2	Transportation of 18 months old seedlings by hired vehicle from the nursery including loading, unloading & stacking the same at planting site. @ Rs.8/- per seedling. (550 nos.) (Average lead of 15Rkm)	Jul/Aug			4400	4400
3	Watering polypot seedlings at Planting Site	Jul/Aug	1	452		452
4	Conveyance of polypot seedlings from the stacking site to individual pits, mixing the dug out soil of the pits with CDM/ Vermicompost / Organic Manure, applying Insecticide/Bio pesticide, fertilizers, planting done after scooping the soil & pressing properly around the planted seedlings. (In case Organic manure is applied, Bio pesticide should be used in stead of Insecticide)	Jul/Aug	12.5	5650		5650
5	<u>Cost of Fertilizer & Insecticide</u> (a) CDM/Vermicompost / Organic Manure as Basal Dose (b) NPK @ 50 gms/plant as basal dose (c) Insecticide/ Bio-pesticide as basal dose @ 5 gms/plant (d) Urea @ 30 gms per plant (e) Jivamruta / Herbal based plant growing products	Jul/Aug			4915	4915
6	Casualty Replacement @ 10% (50 nos.)	Jul/Aug	1.5	678		678
7	1st Weeding & Manuring (Application of Urea)	Aug/Sept	5	2260		2260
8	2nd Weeding, Soil working (1mt. diametre around the plants) and Manuring (Application of Jivamruta / Herbal based plant growing product)	Sept-Oct	8	3616		3616
9	Fire line tracing (3 m. wide fire line over 300 m long) & inspection path	Feb/Mar	3	1356		1356
10	Watch & Ward against grazing and other Biotic interference	Aug-Mar	8	3616		3616
	Total		51	23052	11815	34867

		Wage Rate Rs.	452	per Manday		
Sl. No	Items of work	Preferable Period of Execution	No. of Mandays	Labour Cost (Rs.)	Material Cost (Rs.)	Total Cost (Rs.)
11	Monitoring, Evaluation , Documentation & Contingency i.e 5% of the total cost.					1743
Grand Total			51	23052	11815	36610
2nd Year Maintenance						
1	Transportation of 50 nos of 18 months old seedlings by hired vehicle from Nursery to plantation site including loading, unloading @ Rs.8/- per seedling (Average lead of 15 RKM)	Jul			400	400
2	Casualty replacement (10%)	Jul	2	904		904
3	Cost of Fertilizer & Insecticide- A) Bio pesticide / Insecticide @ 5 gms/plant B) NPK/Urea/ Herbal based plant growing product	July/Aug			1638	1638
4	Weeding (Complete weeding), Soil working (1mt. diametre around the plants) and Manuring (Application of NPK/Urea / Herbal based plant growing product)	Sep/Oct	10	4520		4520
5	Fire line tracing (3 m. wide fire line over 300 m long) & inspection path	Feb/Mar	3	1356		1356
6	Watch & Ward against grazing & other Biotic interference , Repair & maintenance of fencing	Apr-Mar	12	5424	875	6299
Total			27	12204	2913	15117
7	Monitoring, Evaluation , Documentation & Contingency i.e 5% of the total cost.					756
Grand Total			27	12204	2913	15873
3rd Year Maintenance						
1	Cost of NPK/Urea / Herbal based plant growing product	Aug/Sept			1600	1600
2	Weeding (Complete weeding), Soil working (1mt. diametre around the plants) and Manuring (Application of NPK/Urea / Herbal based plant growing product)	Sep/Oct	10	4520		4520
3	Fire line tracing (3 m. wide fire line over 300 m long) & inspection path	Feb/Mar	3	1356		1356
4	Watch & Ward against grazing & other Biotic interference , Repair & maintenance of fencing	Apr-Mar	12	5424	188	5612
Total			25	11300	1788	13088
5	Monitoring, Evaluation , Documentation & Contingency i.e 5% of the total cost.					654
Grand Total			25	11300	1788	13742
4th Year Maintenance						
1	Fire line tracing (3 m. wide fire line over 300 m long) & inspection path	Feb/Mar	3	1356		1356
2	Watch & Ward against grazing and other Biotic interference , Repair & maintenance of fencing	Apr-Mar	12	5424		5424
Total			15	6780	0	6780
3	Monitoring, Evaluation , Documentation & Contingency i.e 5% of the total cost.					339
Grand Total			15	6780	0	7119

Wage Rate Rs.		452	per Manday				
Sl. No	Items of work	Preferable Period of Execution	No. of Mandays	Labour Cost (Rs.)	Material Cost (Rs.)	Total Cost (Rs.)	
ABSTARCT (Showing Seedling Cost Separately)							
Sl. No	Year	No. of Mandays	Labour Cost (Rs.)	Material Cost (Rs.)	MED & Other Contingency	Seedling Cost (Rs.)	Total Cost (Rs.)
1	0th year	40	18080	0	904		18984
2	1st year	51	23052	11815	1743	27940	64550
3	2nd year	27	12204	2913	756	2540	18413
4	3rd year	25	11300	1788	654		13742
5	4th year	15	6780	0	339		7119
Grand Total		158	71416	16516	4397	30480	122809

hyc
CCF (PP&A)

[Signature]
CCF (Nodal)

[Signature]
CF (P&SM)

[Signature]
CF (Plan)

[Signature]
Dy. CCF (Affn.)

[Signature]
Forestry Expert (MGNREGS Cell)

**COST NORM FOR AIDED NATURAL REGENERATION (ANR) @ 600 PLANTS PER HECTARE
(18 months old seedlings)**

		Wage Rate Rs.	452	per Manday		
Sl. No	Items of work	Preferable Period of Execution	No. of Mandays	Labour Cost (Rs.)	Material Cost (Rs.)	Total Cost (Rs.)
0th Year (Advance work)						
1	Survey, Demarcation and Pillar posting	Nov/Dec	2	904		904
2	Preparation of Treatment Map (Digital Map)	Nov/Dec	1	452		452
3	Site preparation	Nov/Dec	5	2260		2260
4	Silvicultural operations including Cutting of high stumps, Singling out of multiple shoots, Climber cutting, Clearance of weeds & Removal of debris from the field to blank space	Jan- Feb	10	4520		4520
5	Alignment and stacking	Feb/Mar	1.5	678		678
6	Digging of pits (45 cm x 45 cm X 45 cm) / 50 cm diameter augur hole in hard & gravelly soil	Feb/Mar	24	10848		10848
Total			43.5	19662	0	19662
7	Monitoring, Evaluation, Documentation & Contingency i.e 5% of the total cost.					983
Grand Total			43.5	19662	0	20645
1st Year/Planting Year						
1	Fencing by using Bamboo twigs & thorns/Brushwood/ any other	August	14	6328	3000	9328
2	Transportation of 18 months old seedlings by hired vehicle from the nursery including loading, unloading & stacking the same at planting site.@ Rs.8/- per seedling. (660 nos.) (Average lead of 15 Rkm)	Jul/Aug			5280	5280
3	Watering polypot seedlings at Planting Site	Jul/Aug	1	452		452
4	Conveyance of polypot seedlings from the stacking site to individual pits, mixing the dug out soil of the pits with CDM/ Vermicompost / Organic Manure, applying Insecticide/Bio pesticide, fertilizers, planting done after scooping the soil & pressing properly around the planted seedlings. (In case Organic manure is applied, Bio pesticide should be used in stead of Insecticide)	Jul/Aug	15	6780		6780
5	<u>Cost of Fertilizer & Insecticide</u> (a) CDM/Vermicompost / Organic Manure as Basal Dose (b) NPK @ 50 gms/plant as basal dose (c) Insecticide/ Bio-pesticide as basal dose @ 5 gms/plant (d) Urea @ 30 gms per plant (e) Jivamruta / Herbal based plant growing products	Jul/Aug			5898	5898
6	Casualty Replacement @ 10% (20 nos.)	Jul/Aug	1.5	678		678
7	1st Weeding & Manuring (Application of Urea)	Aug/Sept	6	2712		2712

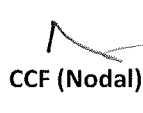
Wage Rate Rs.			452	per Manday		
Sl. No	Items of work	Preferable Period of Execution	No. of Mandays	Labour Cost (Rs.)	Material Cost (Rs.)	Total Cost (Rs.)
8	2nd Weeding, Soil working (1mt. diametre around the plants) and Manuring (Application of Jivamruta / Herbal based plant growing products)	Sept-Oct	9	4068		4068
9	Fire line tracing (3 m. wide fire line over 300 m long) & inspection path	Feb/Mar	3	1356		1356
10	Watch & Ward against grazing and other Biotic interference	Aug-Mar	8	3616		3616
Total			57.5	25990	14178	40168
11	Monitoring, Evaluation , Documentation & Contingency i.e 5% of the total cost.					2008
Grand Total			57.5	25990	14178	42176
2nd Year Maintenance						
1	Transportation of 60 nos of 18 months old seedlings by hired vehicle from Nursery to plantation site including loading, unloading @ Rs.8/- per seedling (Average lead of 15 RKM)	Jul			480	480
2	Casualty replacement	Jul	1	452		452
3	<u>Cost of Fertilizer & Insecticide-</u> A) Bio pesticide / Insecticide @ 5 gms/plant B) NPK/Urea / Herbal based plant growing product	Jul			1965	1965
4	Weeding (Complete weeding), Soil working (1mt. diametre around the plants) and Manuring (Application of NPK/Urea/ Herbal based plant growing product)	Sep/Oct	10	4520		4520
5	Fire line tracing (3 m. wide fire line over 300 m long) & inspection path	Feb/Mar	3	1356		1356
6	Watch & Ward against grazing & other Biotic interference , Repair & maintenance of fencing	Apr-Mar	12	5424	1050	6474
Total			26	11752	3495	15247
7	Monitoring, Evaluation , Documentation & Contingency i.e 5% of the total cost.			0		762
Grand Total			26	11752	3495	16009
3rd Year Maintenance						
1	Cost of NPK/Urea / Herbal based plant growing products	July			1920	1920
2	Weeding (Complete weeding), Soil working (1mt. diametre around the plants) and Manuring (Application of NPK/Urea / Herbal based plant growing product)	Sep/Oct	10	4520		4520
3	Fire line tracing (3 m. wide fire line over 300 m long) & inspection path	Feb/Mar	3	1356		1356
4	Watch & Ward against grazing & other Biotic interference , Repair & maintenance of fencing	Apr-Mar	12	5424	225	5649
Total			25	11300	2145	13445
5	Monitoring, Evaluation , Documentation & Contingency i.e 5% of the total cost.					672
Grand Total			25	11300	2145	14117

Wage Rate Rs.			452	per Manday		
Sl. No	Items of work	Preferable Period of Execution	No. of Mandays	Labour Cost (Rs.)	Material Cost (Rs.)	Total Cost (Rs.)
4th Year Maintenance						
1	Fire line tracing (3 m. wide fire line over 300 m long) & inspection path	Feb/Mar	3	1356		1356
2	Watch & Ward against grazing and other Biotic interference, Repair & maintenance of fencing	Apr-Mar	12	5424		5424
	Total		15	6780	0	6780
3	Monitoring, Evaluation, Documentation & Contingency i.e 5% of the total cost.					339
	Grand Total		15	6780	0	7119


ABSTARCT (Showing Seedling Cost Separately)


Sl. No	Year	No. of Mandays	Labour Cost (Rs.)	Material Cost (Rs.)	MED & Other Contingency	Seedling Cost (Rs.)	Total Cost (Rs.)
1	0th year	43.5	19662	0	983		20645
2	1st year	57.5	25990	14178	2008	33528	75704
3	2nd year	26	11752	3495	762	3048	19057
4	3rd year	25	11300	2145	672		14117
5	4th year	15	6780	0	339		7119
	Grand Total	167	75484	19818	4765	36576	136643



CCF (PP&A)


CCF (Nodal)


CF (P&SM)


CF (Plan)


Dy. CF (Affn.)


Forestry Expert (MGNREGS Cell)

**COST NORM FOR AIDED NATURAL REGENERATION (ANR) @ 800 PLANTS PER HECTARE
(18 months old seedlings)**

Sl. No	Items of work	Wage Rate Rs.	452	per Manday		
		Preferable Period of Execution	No. of Mandays	Labour Cost (Rs.)	Material Cost (Rs.)	Total Cost (Rs.)
0th Year (Advance work)						
1	Survey, Demarcation and Pillar posting	Nov/Dec	2	904		904
2	Preparation of Treatment Map (Digital Map)	Nov/Dec	1	452		452
3	Site preparation	Nov/Dec	6	2712		2712
4	Silvicultural operations including Cutting of high stumps , Singling out of multiple shoots , Climber cutting , Clearance of weeds & Removal of debris from the field to blank space	Jan- Feb	8	3616		3616
5	Alignment and stacking	Feb/Mar	2	904		904
6	Digging of pits (45 cm x 45 cm X 45 cm) / 50 cm diameter augur hole in hard & gravelly soil	Feb/Mar	32	14464		14464
	Total		51	23052	0	23052
7	Monitoring, Evaluation , Documentation & Contingency i.e 5% of the total cost.					1153
	Grand Total		51	23052	0	24205
1st Year/Planting Year						
1	Fencing by using Bamboo twigs & thorns/Brushwood/ any other	August	19	8588	4000	12588
2	Transportation of 18 months old seedlings by hired vehicle from the nursery including loading , unloading & stacking the same at planting site.@ Rs.8/- per seedling. (880 nos.) (Average lead of 15 Rkm)	Jul/Aug			7040	7040
3	Watering polypot seedlings at Planting Site	Jul/Aug	1	452		452
4	Conveyance of polypot seedlings from the stacking site to individual pits , mixing the dug out soil of the pits with CDM/ Vermicompost / Organic Manure , applying Insecticide/Bio pesticide , fertilizers , planting done after scooping the soil & pressing properly around the planted seedlings. (In case Organic manure is applied , Bio pesticide should be used in stead of Insecticide)	Jul/Aug	20	9040		9040

Sl. No	Items of work	Wage Rate Rs.	452	per Manday		
		Preferable Period of Execution	No. of Mandays	Labour Cost (Rs.)	Material Cost (Rs.)	Total Cost (Rs.)
5	<u>Fertilizer & Insecticide</u> (a) CDM/Vermicompost / Organic Manure as Basal Dose (b) NPK @ 50 gms/plant as basal dose (c) Insecticide/ Bio-pesticide as basal dose @ 5 gms/plant (d) Urea @ 30 gms per plant (e) Jivamruta / Herbal based plant growing product	Jul/Aug	0	0	7864	7864
6	Casualty Replacement @ 10% (80 nos.)	Jul/Aug	2	904	0	904
7	1st Weeding & Manuring (Application of Urea)	Aug/Sept	8	3616	0	3616
8	2nd Weeding, Soil working (1mt. diametre around the plants) and Manuring (Application of Jivamruta / Herbal based plant growing products)	Sept-Oct	10	4520	0	4520
9	Fire line tracing (3 m. wide fire line over 300 m long) & inspection path	Feb/Mar	3	1356	0	1356
10	Watch & Ward against grazing and other Biotic interference	Aug-Mar	8	3616	0	3616
Total			71	32092	18904	50996
11	Monitoring, Evaluation , Documentation & Contingency i.e 5% of the total cost.					2550
Grand Total						53546
2nd Year Maintenance						
1	Transportation of 80 nos of 18 months old seedlings by hired vehicle from Nursery to plantation site including loading, unloading @ Rs.8/- per seedling (Average lead of 15 RKM)	Jul	0	0	640	640
2	Casualty replacement	Jul	2	904	0	904
3	<u>Cost of Fertilizer & Insecticide-</u> A) Bio pesticide / Insecticide @ 5 gms/plant B) NPK/Urea / Herbal based plant growing product	Jul	0	0	2620	2620
4	Weeding (Complete weeding), Soil working (1mt. diametre around the plants) and Manuring (Application of NPK/Urea/ Herbal based plant growing product)	Sep/Oct	12	5424	0	5424
5	Fire line tracing (3 m. wide fire line over 300 m long) & inspection path	Feb/Mar	3	1356	0	1356
6	Watch & Ward against grazing & other Biotic interference , Repair & Maintenance of fencing	Apr-Mar	12	5424	1400	6824
Total			29	13108	4660	17768

Sl. No	Items of work	Wage Rate Rs.	452	per Manday		
		Preferable Period of Execution	No. of Mandays	Labour Cost (Rs.)	Material Cost (Rs.)	Total Cost (Rs.)
7	Monitoring, Evaluation , Documentation & Contingency i.e 5% of the total cost.			0		888
Grand Total						18656

3rd Year Maintenance

1	Cost of NPK/Urea / Herbal based plant growing products	August			2560	2560
2	Weeding (Complete weeding), Soil working (1mt. diametre around the plants) and Manuring (Application of NPK/Urea/ Herbal based plant growing product)	Sep/Oct	12	5424	0	5424
3	Fire line tracing (3 m. wide fire line over 300 m long) & inspection path	Feb/Mar	3	1356	0	1356
4	Watch & Ward against grazing & other Biotic interference , Repair & Maintenance of fencing	Apr-Mar	12	5424	300	5724
Total			27	12204	2860	15064
4	Monitoring, Evaluation , Documentation & Contingency i.e 5% of the total cost.					753
Grand Total						15,817

4th Year Maintenance

1	Fire line tracing (3 m. wide fire line over 300 m long) & inspection path	Feb/Mar	3	1356	0	1356
2	Watch & Ward against grazing and other Biotic interference , Repair & Maintenance of fencing	Apr-Mar	12	5424	0	5424
Total			15	6780	0	6,780
3	Monitoring, Evaluation , Documentation & Contingency i.e 5% of the total cost.					339
Grand Total						7,119

ABSTARCT (Showing Seedling Cost Separately)

Sl. No	Year	No. of Mandays	Labour Cost (Rs.)	Material Cost (Rs.)	MED & Other Contingency	Seedling Cost (Rs.)	Total Cost (Rs.)
1	0th year	51.0	23052	0	1153	0	24205
2	1st year	71.0	32092	18904	2550	44704	98250
3	2nd year	29.0	13108	4660	888	4064	22720
4	3rd year	27.0	12204	2860	753	0	15817
5	4th year	15.0	6780	0	339	0	7119
Grand Total		193	87236	26424	5683	48768	168111

CCF (PP&A)

CCF (Nodal)

CF (P&SM)

CF (Plan)

Dy. CF (Affn.)

Forestry Expert (MGNREGS Cell)

**COST NORM FOR RAISING OF AVENUE PLANTATION (18 Months Old Seedling)
(250 plants per RKM, Spacing of 4 metres between plants)**

Wage rate @ Rs. 452 per Manday

Sl. No.	Item of work	Preferable Period of Execution	No. of Mandays	Labour Cost (Rs.)	Material Cost (Rs.)	Total Cost (Rs.)
A. 0th Year (Advance work)						
1	Survey, demarcation, site preparation, alignment & stacking	Feb-Mar	4	1808		1808
2	Digging of pits (45 cm X 45 cm X 45 cm) in hard soil .	Feb-Mar	10	4520		4520
	Total		14	6328	0	6328
3	Monitoring, Evaluation , Documentation & Contingency i.e 5% of the total cost.					316
	Grand Total		14	6328	0	6644
B. 1st Year / Planting Year						
1	Transportation of 18 months old seedlings by hired vehicle from the nursery including loading , unloading & stacking at planting site @ Rs.8 per seedling (250+25=275 nos)(Average lead of 15 Rkm)				2200	2200
2	<u>Fertilizer & Insecticide</u> (a) CDM/ Vermicompost / Organic Manure as basal dose (b) NPK @ 50 gms/plant as basal dose (c) Insecticide/ Bio-pesticide @ 5 gms/plant as basal dose (d) Urea @ 30 gms per plant (e) Jivamruta / Herbal based plant growing products	June-July			4958	4958
3	Conveyance of polypot seedlings from the stacking site to individual pits , mixing the dug out soil of the pits with CDM/ Vermicompost / Organic Manure & applying insecticide/Bio pesticide , fertilizers , planting done after scooping the soil & pressing properly around the planted seedlings. (In case Organic manure is applied , Bio pesticide should be used in stead of Insecticide)	July-Aug	6	2712		2712
4	Casualty Replacement @ 10%	July-Aug	1	452		452

COST NORM FOR RAISING OF AVENUE PLANTATION (18 Months Old Seedling)						
(250 plants per RKM, Spacing of 4 metres between plants)						
Wage rate @ Rs. 452			per Manday			
Sl. No.	Item of work	Preferable Period of Execution	No. of Mandays	Labour Cost (Rs.)	Material Cost (Rs.)	Total Cost (Rs.)
5	1st Weeding & Manuring (Application of Urea)	Aug- Sept	8	3616		3616
6	2nd Weeding, Soil working (1mt. diametre around the plants) and Manuring (Application of Jivamruta / Herbal based plant growing products)	Sept-Oct	10	4520		4520
7	Provision of soil & water conservation measures by providing circular trench in flat land & half moon trench in slope area at a distance of 0.5 mt from the plant	Sept-Oct	3	1356		1356
8	Watering December to March (6 days per month) including labour, transportation & hire charges of tractor/tanker @ Rs.40.00 per seedling	Dec- March			10000	10000
9	Watch & Ward against grazing and other Biotic interference	Aug - March	60	27120		27120
Total			88	39776	17158	56934
10	Monitoring, Evaluation , Documentation & Contingency i.e 5% of the total cost.					2847
Grand Total			88	39776	17158	59781
Additional Cost towards Fencing						
1	Gabion made up of Bamboo twigs/Agro Net /HDPE Hexagone including fitting & fixing @ Rs 285/- per plant					
2	Gabion made up of Iron Wire mesh including fitting & fixing @ Rs 1680/- per plant					
C. 2nd Year Maintenance						
1	Transportation of 25 nos of 18 months old seedlings by hired vehicle from Nursery to plantation site including loading, unloading @ Rs.8/- per seedling (Average lead of 15 RKM)	Jul			200	200
2	10% casualty replacement	Jul-Aug	1	452		452
3	<u>Cost of Fertilizer & Insecticide-</u> A) Bio pesticide / Insecticide @ 5 gms/plant B) NPK / Urea / Herbal based plant growing products	Jul-Aug			1600	1600
4	Weeding (Complete weeding), Soil working (1mt. diametre around the plants) and Manuring (Application of NPK/ Urea / Herbal based plant growing products)	Sept-Oct	15	6780		6780

COST NORM FOR RAISING OF AVENUE PLANTATION (18 Months Old Seedling)						
(250 plants per RKM, Spacing of 4 metres between plants)						
Wage rate @ Rs. 452			per Manday			
Sl. No.	Item of work	Preferable Period of Execution	No. of Mandays	Labour Cost (Rs.)	Material Cost (Rs.)	Total Cost (Rs.)
5	Watering April to June (10days per month) & December to March (5 days per month) including labour transportation, hire charges of tractor/tanker @ Rs.80.00 per seedling	April- June and Dec - March			20000	20000
6	Watch & Ward against grazing and other Biotic interference , maintenance of Gabion	April-March	90	40680		40680
Total			106	47912	21800	69712
7	Monitoring, Evaluation , Documentation & Contingency i.e 5% of the total cost.					3486
Grand Total			106	47912	21800	73198
Additional Cost towards maintenance of Fencing						
1	Maintenance for Gabion made up of Bamboo twigs/Agro Net /HDPE Hexagone @ Rs 42/- per					
2	Maintenance for Gabion made up of Iron Wire mesh @ Rs 52/- per plant					
D. 3rd Year Maintenance						
1	Watering April to June (10days per month) including labour transportation, hire charges of tractor/tanker @ Rs.50/- per seedling	April- June			12500	12500
2	Weeding , Soil working (1mt. diametre around the plants) & maintenance of plantation including cultural operation	Sept-Oct	10	4520		4520
3	Watch & Ward against grazing and other Biotic interference ,maintenance of Gabion	April-March	90	40680		40680
Total			100	45200	12500	57700
4	Monitoring, Evaluation , Documentation & Contingency i.e 5% of the total cost.					2885
Grand Total			100	45200	12500	60585
Additional Cost towards maintenance of Fencing						
1	Maintenance for Gabion made up of Bamboo twigs/Agro Net /HDPE Hexagone @Rs42/- per					
2	Maintenance for Gabion made up of Iron Wire mesh @Rs.52/- per plant					

COST NORM FOR RAISING OF AVENUE PLANTATION (18 Months Old Seedling) (250 plants per RKM, Spacing of 4 metres between plants)							
Wage rate @ Rs. 452		per Manday					
Sl. No.	Item of work	Preferable Period of Execution	No. of Mandays	Labour Cost (Rs.)	Material Cost (Rs.)	Total Cost (Rs.)	
ABSTARCT (Showing Seedling Cost Separately)							
Sl. No.	Year	No. of Mandays	Labour Cost (Rs.)	Material Cost (Rs.)	MELD & Other Contingency	Seedling Cost (Rs.)	Total Cost (Rs.)
1	0 th year	14	6328	0	316	0	6644
2	1 st year	88	39776	17158	2847	13970	73751
3	2 nd year	106	47912	21800	3486	1270	74468
4	3 rd year	100	45200	12500	2885	0	60585
	Total	308	139216	51458	9534	15240	215448
1	Gabion Cost including maintenance for 3 years = Rs.369/- per plant extra.						
2	Gabion made of Iron Wire Mesh including maintenance for 3 year = Rs.1784/- per plant extra.						

M/C
CCF (PP&A)

[Signature]
CCF (Nodal)

[Signature]
CF (P&SM)

[Signature]
CF (Plan)

[Signature]
Dy. CF (Affn.)

[Signature]
Forestry Expert (MGNREGS Cell)

**COST NORM FOR URBAN PLANTATION @ 1000 PLANTS
(18 Months Old Seedlings)**

Wage Rate Rs. 452 per Manday


Sl. No	Items of work	Preferable Period of Execution	No. of Mandays	Labour Cost (Rs.)	Material Cost (Rs.)	Total Cost (Rs.)
1	2	3	4	5	6	7
0th Year(Advanced work)						
1	Survey, Demarcation, Pillar Posting Site clearance, Allignment & stacking	Jan-Feb	15	6780		6780
2	Digging of pits (45 cm x 45 cm X 45 cm) in hard soil	Feb/March	40	18080		18080
3	Fencing done by using GI Wire Mesh Chain Link for an average of 250 mt / Ha @ Rs.400/- per mt.	Feb/March			100000	100000
4	Construction of Temporary labour shed & Provision for Iron Gate of dimension 12' x 6', Conveyance for water tanker inside the plantation	Feb/March			35000	35000
	TOTAL		55	24860	135000	159860
5	Monitoring, Evaluation, Documentation & Contingency i.e 5% of the total cost.					7993
	Grand Total		55	24860	135000	167853
1st Year/ Planting Year						
1	Transportation of 1100 nos of 18 months old seedlings by hired vehicle from the nursery including loading, unloading & stacking at planting site @ Rs.8/- per seedling. (Average lead of 15 Rkm)	Jul/Aug			8800	8800
2	Watering polypot seedlings at stacking site of plantation	Jul/Aug	2	904		904
3	Conveyance of polypot seedlings from the stacking site to individual pits, mixing the dug out soil of the pits with CDM/ Vermicompost / Organic Manure & applying insecticide/Bio pesticide, fertilizers, planting done after scooping the soil & pressing properly around the planted seedlings. (In case Organic manure is applied, Bio pesticide should be used in stead of Insecticide)	Jul/Aug	25	11300		11300
4	Casualty Replacement @ 10%	Jul/Aug	2.5	1130		1130

		Wage Rate Rs.	452	per Manday		
Sl. No	Items of work	Preferable Period of Execution	No. of Mandays	Labour Cost (Rs.)	Material Cost (Rs.)	Total Cost (Rs.)
1	2	3	4	5	6	7
5	<u>Cost of Fertilizer & Insecticide</u> (a) CDM/Vermicompost / Organic Manure as Basal Dose (b) NPK @ 50 gms/plant as basal dose (c) Insecticide/ Bio-pesticide as basal dose @ 5 gms/plant (d) Urea @ 30 gms per plant (e) Jivamruta / Herbal based plant growing products	Jul/Aug			17830	17830
6	1st Weeding & Manuring (Application of Urea)	Aug/Sept	20	9040		9040
7	2nd Weeding, Soil working (1mt. diametre around the plants) and Manuring (Application Jivamruta / Herbal based plant growing products)	Sept/Oct	36.5	16498		16498
8	Watering for 5 months from November to March @ 6 days per month including labour, and hired charges for transportation through tractor/ tanker @ Rs 54/- per plant	Nov-Mar			54000	54000
9	Watch & Ward against grazing & other Biotic interference	Aug - March	120	54240		54240
Total			206	93112	80630	173742
10	Monitoring, Evaluation , Documentation & Contingency i.e 5% of the total cost.					8687
Grand Total			206	93112	80630	182429
2nd Year Maintenance						
1	Transportation of 100 nos of 18 months old seedlings by hired vehicle from Nursery to plantation site including loading, unloading @ Rs.8/- per seedling (Average lead of 15 Rkm)	Jul			800	800
2	Casualty replacement with application of CDM , Vermicompost and Insecticide (10%)	Jul	2.5	1130		1130
3	<u>Cost of Fertilizer & Insecticide-</u> A) Bio pesticide / Insecticide @ 5 gms/plant B) Urea @ 40 gms / plant C) Herbal based plant growing products	July			3515	3515
4	1st Weeding (1.2 mt dia) & Manuring (Application of Urea)	Aug- Sept	20	9040		9040


		Wage Rate Rs.	452	per Manday		
Sl. No	Items of work	Preferable Period of Execution	No. of Mandays	Labour Cost (Rs.)	Material Cost (Rs.)	Total Cost (Rs.)
1	2	3	4	5	6	7
5	2nd Weeding Soil Working, Application of Manure, Mulching to each pit with available materials	Sept - Oct	36.5	16498		16498
6	Watering from April to June @10 days/month and November to March @ 6 days/month including labour , hired charges for transportation through tractor/ tanker @ Rs105 /- per Plant	Apr-June Nov-Mar			105000	105000
7	(a) Watch & Ward against grazing & other Biotic interference (b) Maintenance of fence & Temporary labour shed	Apr- Mar	180	81360	2000	83360
Total			239	108028	111315	219343
8	Monitoring, Evaluation , Documentation & Contingency i.e 5% of the total cost.					10967
Grand Total			239	108028	111315	230310
3rd Year Maintenance						
1	Watering from April to June @10 days/month including labour, hired charges for transportation through tractor/ tanker @ Rs52 /- per Plant	Apr-June			52000	52000
2	Cost of Fertilizer A. NPK/Urea / Herbal based plant growing products	Sept/Oct			3200	3200
3	Weeding , Soil working (1mt. diametre around the plants) and Manuring (Application of NPK/Urea / Herbal based plant growing products)	Sep/Oct	20	9040		9040
4	(a) Watch & Ward against grazing & other Biotic interference (b) Maintenance of fence & Temporary labour shed	Apr- Mar	180	81360	1000	82360
Total			200	90400	56200	146600
5	Monitoring, Evaluation , Documentation & Contingency i.e 5% of the total cost.					7330
Grand Total			200	90400	56200	153930

		Wage Rate Rs.	452	per Manday			
Sl. No	Items of work	Preferable Period of Execution	No. of Mandays	Labour Cost (Rs.)	Material Cost (Rs.)	Total Cost (Rs.)	
1	2	3	4	5	6	7	
ABSTARCT (Showing Seedling Cost Separately)							
Sl. No	Year	No. of Mandays	Labour Cost (Rs.)	Material Cost (Rs.)	MELD & Other Contingency	Seedling Cost (Rs.)	Total Cost (Rs.)
1	0th Year	55	24860	135000	7993		167853
2	1st year	206	93112	80630	8687	55880	238309
3	2nd year	239	108028	111315	10967	5080	235390
4	3rd year	200	90400	56200	7330	0	153930
Grand Total		700	316400	383145	34977	60960	795482



CCF (PP&A)


CCF (Nodal)


CF (P&SM)


CF (Plan)


Dy. CF (Affn.)


Forestry Expert (MGNREGS Cell)

COST NORM FOR BALD HILL PLANTATION @ 1600 PLANTS PER HECTARE

WAGE RATE Rs.		452	PER DAY			
Sl. No.	Item of Works	Preferable period of Execution	Mandays	Wages	Material Cost (Rs.)	Total Cost (Rs.)
1	2	3	4	5	6	7
0th Year (Advance work) Pre-Planting Operation						
1	Survey, Demarcation and Pillar posting	Nov/Dec	2	904		904
2	Preparation of Treatment Map (Digital Map)	Nov/Dec	1	452		452
3	Site preparation (Cleaning & Removal of debris)	Nov/Dec	8	3616		3616
4	Alignment and stacking of pits	Dec/Jan	4	1808		1808
5	Digging of pits (45 cm x 45 cm X 45 cm) in Stoney earth and gravel	Dec/Jan	128	57856		57856
6	Soil and Water Conservation measures -Staggered Trenches of size 2.5 m x 0.5 m x 0.5 m along the contour @ 300 nos per ha, digging of percolation pits @ 600 per ha in lieu of staggered trenches , Gully plugging , Drainage line treatment & any other structure as per site requirement (100 MD for staggered trench/ percolation pit and 30 MD for Gully plugging , drainage line treatment and others)	Jan/Feb	130	58760		58760
7	Creation of 2 Rmt wide Inspection Path	Jan/Feb	1	452		452
8	Construction of Temporary Labour Shed	Jan/Feb			2000	2000
Total			274	123848	2000	125848
9	Monitoring, Evaluation , Documentation & Contingency i.e 5% of the total cost.					6292
Grand Total			274	123848	2000	132140
1st Year/Planting Year						
1	Fencing done by using GI Wire Mesh Chain Link for an average of 250 mt / Ha @ Rs.400/- per mt.				100000	100000
2	Refilling of excavated pits with , CDM & Vermicompost/Mo khata /Organic Manure etc.	June/ July	12	5424		5424
3	Cost of Material (a) CDM @ 0.20 Cft/ pit (b) Vermicompost / Mo khata /Organic Manure @ 0.25 kg / pit	June/ July			20800	20800
4	Sowing of seeds on dug out earth of trench	July	6	2712	400	3112

WAGE RATE Rs.		452	PER DAY			
Sl. No.	Item of Works	Preferable period of Execution	Mandays	Wages	Material Cost (Rs.)	Total Cost (Rs.)
1	2	3	4	5	6	7
5	Bamboo to be planted along the boundary line in 2.0 mtr spacing and the rest of the species to be planted at 0.5 mtr spacing in between two Bamboo plants . Thus 500 plant (125 bamboo + 375 others) to be planted to cover an average 250 mtr / Ha (Bamboo seedlings @ Rs.35.40 per seedling X 125 = Rs 4425/- , Agave seedling @ Rs.8/- per seedling X 375 =Rs. 3000/-)	July-Aug	15	6780	7425	14205
6	Transportation of 18 months old seedlings by hired vehicle from the nursery including loading , unloading & stacking the same at planting site @ Rs.8/- per Seedling. (1760 seedlings .) (Average lead of 15 Rkm)	July/ Aug			14080	14080
7	Watering polythene bag seedlings at planting site	July/Aug	3	1356	0	1356
8	Conveyance of 18 months old seedlings from the stacking site to individual dugout pits , applying Insecticide / Bio Pesticide, fertilizers , planting done after scooping the soil with other applied materials & pressing properly around the planted seedlings . (In case Organic manure is applied , Bio pesticide should be used in stead of Insecticide)	July/Aug	45	20340		20340
9	Casualty Replacement @ 10%	Jul/Aug	4	1808		1808
10	Cost of Fertilizer & Insecticide (a) NPK @ 50 gms/plant as basal dose (b) Insecticide/Bio pesticide @ 5 gms/plant (c) Urea 30 gms per plant (d) Jivamruta / Herbal based plant growing products	Jul/Aug			7728	7728
11	1st Weeding and Manuring (Application of Urea)	Aug/Sep	15	6780		6780
12	2nd Weeding, Soil Working (1 mt dia around the plant) and Manuring (Application of Jivamruta / Herbal based plant growing product)	Sep/Oct	20	9040		9040
13	Renovation & Maintenance of SMC Structures	Oct / Nov	13	5876		5876
14	Fire line tracing (3 m. wide fire line over 300 m long) & inspection path	Feb/Mar	3	1356		1356
15	Watch & Ward against grazing , other Biotic interfrance	Aug-Mar	24	10848		10848
	Total		160	72320	150433	222753
16	Monitoring, Evaluation , Documentation & Contingency i.e 5% of the total cost.					11138
	Grand Total		160	72320	150433	233891


WAGE RATE Rs.		452	PER DAY			
Sl. No.	Item of Works	Preferable period of Execution	Mandays	Wages	Material Cost (Rs.)	Total Cost (Rs.)
1	2	3	4	5	6	7
2nd Year Maintenance						
1	Transportation of 160 nos of 18 months old seedlings by hired vehicle from Nursery to plantation site including loading, unloading @ Rs.8/- per seedlings (Average lead of 15 Rkm)	Jul			1280	1280
2	Causality Replacement- 10%	Jul	4	1808		1808
3	<u>Cost of Fertilizer & Insecticide-</u> A) Bio pesticide / Insecticide @ 5 gms/plant B) NPK/Urea / Herbal based plant growing products	Jul/Aug			3960	3960
4	Complete Weeding, Manuring and Soil Working (1 mtr dia around plant)	Sept/ Oct	20	9040		9040
6	Maintenance of Renovation of SMC structures	Oct/ Nov	13	5876		5876
7	Fire line tracing (3 m. wide fire line over 300 m long) & inspection path	Jan-Feb	3	1356		1356
8	Watch & Ward against grazing , Maintenance of fence & Temporary labour shed	Apr-Mar	36	16272	1000	17272
Total			76	34352	6240	40592
9	Monitoring, Evaluation , Documentation & Contingency i.e 5% of the total cost.					2030
Grand Total			76	34352	6240	42622
3rd Year Maintenance						
1	Fire line tracing (3 m. wide fire line over 300 m long) & inspection path	Jan-Feb	3	1356		1356
2	Watch & Ward against grazing , Maintenance of fence , Temporary labour shed , SMC Structure & plantation as required	Apr-Mar	36	16272	700	16972
Total			39	17628	700	18328
3	Monitoring, Evaluation , Documentation & Contingency i.e 5% of the total cost.					916
Grand Total			39	17628	700	19244
4th Year Maintenance						
1	Fire line tracing (3 m. wide fire line over 300 m long) & inspection path	Jan-Feb	3	1356		1356

WAGE RATE Rs.		452	PER DAY			
Sl. No.	Item of Works	Preferable period of Execution	Mandays	Wages	Material Cost (Rs.)	Total Cost (Rs.)
1	2	3	4	5	6	7
2	Watch & Ward against grazing , Maintenance of fence , Temporary labour shed , SMC Structure & plantation as required	Apr-Mar	36	16272		16272
Total			39	17628	0	17628
3	Monitoring, Evaluation , Documentation & Contingency i.e 5% of the total cost.					881
Grand Total			39	17628	0	18509


Abstract

Sl. No	Year	Mandays	Labour cost @ Rs. 452/- per day (Rs)	Material Cost	Monitoring, Evaluation, Documentation and Other Contingency (5%) of (4+5)	Cost of Seedlings	TOTAL COST
1	0th year	274	123848	2000	6292.4		132140
2	1st year	160	72320	150433	11138	89408	323299
3	2nd year	76	34352	6240	2030	8128	50750
4	3rd year	39	17628	700	916	0	19244
5	4th year	39	17628	0	881	0	18509
Grand Total		588	265776	159373	21257	97536	543942



CCF (PP&A)


CCF (Nodal)


CF (P&SM)


CF (Plan)


Dy. CF (Affn.)


Forestry Expert (MGNREGS Cell)

COST NORM FOR RAISING BAMBOO PLANTATION @ 400 PLANTS PER HECTARE

Wage Rate Rs. 452 per Manday						
Sl. No	Items of work	Preferable Period of Execution	No. of Mandays	Labour Cost (Rs.)	Material Cost (Rs.)	Total Cost (Rs.)
1	2	3	4	5	6	7
0th Year (Advance work)						
1	Survey, Demarcation and Pillar posting	Nov/Dec	2	904		904
2	Site preparation (cleaning & removal of debris)	Nov/Dec	2	904		904
3	Alignment and stacking of pits	Feb/Mar	2	904		904
4	Digging of pits (45 cm x 45 cm X 45 cm) / 50 cm diameter augur hole in hard & gravelly soil	Feb/Mar	16	7232		7232
Total			22	9944	0	9944
5	Monitoring, Evaluation, Documentation & Contingency i.e 5% of the total cost.					497
Grand Total			22	9944	0	10441
1st Year/Planting Year						
1	Fencing done by using GI Wire Mesh Chain Link for an average of 250 mt / Ha @ Rs.400/- per mt.				100000	100000
2	Transportation of 18 months old seedlings by hired vehicle from the nursery including loading, unloading & stacking at planting site@ Rs.8/- per seedling. (440 nos.) (Average lead of 15 Rkm)	Jul/Aug			3520	3520
3	Watering polytpot seedlings at planting site	Jul/Aug	1	452	0	452
4	Conveyance of polypot seedlings from the stacking site to individual pits, mixing the dug out soil of the pits with CDM/ Vermicompost / Organic Manure & applying insecticide/Bio pesticide, fertilizers, planting done after scooping the soil & pressing properly around the planted seedlings. (In case Organic manure is applied, Bio pesticide should be used in stead of Insecticide)	Jul/Aug	10	4520		4520
5	<u>Cost of Fertilizer & Insecticide</u> (a) CDM/Vermicompost / Organic Manure as Basal Dose (b) NPK @ 50 gms/plant as basal dose (c) Insecticide/ Bio-pesticide as basal dose @ 5 gms/plant (d) Urea @ 30 gms per plant (e) Jivamruta / Herbal based plant growing products	Jul/Aug			3932	3932
6	Casualty Replacement @ 10% (40 nos.)	Jul/Aug	1	452		452
7	1st Weeding & Manuring (Application of Urea)	Aug/Sept	4	1808		1808
8	2nd Weeding, Soil working (1mt. Diametre around the plants) and Manuring (Application of Jivamruta / Herbal based plant growing products)	Sept/Oct	6	2712		2712
9	Fire line tracing (3 m. wide fire line over 300 m long) & inspection path	Feb/Mar	3	1356		1356
10	Watch & Ward against grazing & other Biotic interference	Aug-Mar	6	2712		2712
Total			31	14012	107452	121464
11	Monitoring, Evaluation, Documentation & Contingency i.e 5% of the total cost.					6073

Wage Rate Rs. 452 per Manday						
Sl. No	Items of work	Preferable Period of Execution	No. of Mandays	Labour Cost (Rs.)	Material Cost (Rs.)	Total Cost (Rs.)
1	2	3	4	5	6	7

Grand Total			31	14012	107452	127537
--------------------	--	--	-----------	--------------	---------------	---------------

2nd Year Maintenance

1	Transportation of 40 nos of 18 months old seedlings by hired vehicle from Nursery to plantation site including loading, unloading @ Rs.8/- per seedling (Average lead of 15 RKM)	Jul			320	320
2	Casualty replacement- 10%	Jul	1	452		452
3	Weeding , & Soil working (1mt. diametre around the plants)	Sept/Oct	4	1808		1808
4	Fire line tracing (3 m. wide fire line over 300 m long) & inspection path	Feb/Mar	3	1356		1356
5	Watch & Ward against grazing & other Biotic interference,	Apr-Mar	6	2712		2712

Total			14	6328	320	6648
--------------	--	--	-----------	-------------	------------	-------------

8	Monitoring, Evaluation , Documentation & Contingency i.e 5% of the total cost.					332
---	--	--	--	--	--	-----

Grand Total			14	6328	320	6980
--------------------	--	--	-----------	-------------	------------	-------------

3rd Year Maintenance

1	Weeding (Complete weeding), & Soil working (1mt. diametre around the plants)	Sept/Oct	4	1808		1808
2	Fire line tracing (3 m. wide fire line over 300 m long) & inspection path	Feb/Mar	3	1356		1356
3	Watch & Ward against grazing & other Biotic interference,	Apr-Mar	6	2712		2712

Total			13	5876	0	5876
--------------	--	--	-----------	-------------	----------	-------------

4	Monitoring, Evaluation , Documentation & Contingency i.e 5% of the total cost.					294
---	--	--	--	--	--	-----

Grand Total			13	5876	0	6170
--------------------	--	--	-----------	-------------	----------	-------------

Abstract (Showing Seedling Cost Separately)

Sl. No	Year	No. of Mandays	Labour Cost (Rs.)	Material Cost (Rs.)	MELD & Other Contingency	Seedling Cost (Rs.)	Total Cost (Rs.)
1	0th year	22	9944	0	497	0	10441
2	1st year	31	14012	107452	6073	15576	143113
3	2nd year	14	6328	320	332	1416	8396
4	3rd year	13	5876	0	294	0	6170
Grand Total		80	36160	107772	7197	16992	168121

Myc
CCF (PP&A)

CCF
CCF (Nodal)

CF
CF (P&SM)

CF
CF (Plan)

Dy-CF
Dy-CF (Affn.)

Forestry Expert
Forestry Expert (MGNREGS Cell)

**COST NORM FOR RAISING CASUARINA PLANTATION PER HECTARE
(Water Hole Based Watering System with spacing 2 mtr X 2 mtr)
2500 plants per ha**

Sl No.	Item of Work	Wage rate @ Rs.	452	per Manday		
		Preferable Period of Execution	No. of Mandays	Labour Cost (Rs.)	Material Cost (Rs.)	Total Cost (Rs.)
1	2	3	4	5	6	7
1st Year / Planting Year						
1	Survey and Demarcation	April	2	904		904
2	Site preparation, clearance of debris, etc.	April	10	4520		4520
3	Alignment and Stacking	May-June	3	1356		1356
4	Creation of Palisades over 700 mts per ha in appropriate pattern based on the site condition and wind direction	May-June	44	19888	2200	22088
5	Pitting and Planting with initial watering and replacement of casualty 10%	July -Aug.	30	13560		13560
6	Digging of water holes (4 Nos) including cost of water container conical water hole size 15ft x 15 ft x 10 ft	Oct	15	6780		6780
7	Soil Working & Mulching around the plants by using dry casuarina needles and application of Herbal Based Plant Growing Product / Vermicompost & Herbal Based Water Retentive Compound	Oct-Nov	15	6780		6780
8	Cost of Fertilizer a) Herbal Based Plant Growing Product / Vermicompost b) Herbal based Water retentive compound				53750	53750
9	Watering	Oct-Mar	120	54240		54240
10	Watch and Ward including maintenance of palisades/ fence	Aug-March	24	10848		10848
11	Construction of Temporary Labour Shed, Drinking water facility and First Aid etc.	April - May			2000	2000
	Total		263	118876	57950	176826
12	Monitoring, Evaluation, Documentation & Contingency i.e 5% of the total cost.					8841
	Grand Total		263	118876	57950	185667
B. 2nd Year Maintenance						
1	10% Casualty replacement	July -Aug.	3	1356		1356
2	Watering	April -Jun & Oct -March	180	81360		81360
3	Watch and Ward including maintenance of palisades/ fence & Temporary Labour Shed	Apr- March	36	16272		16272
	Total		219	98988	0	98988
4	Monitoring, Evaluation, Documentation & Contingency i.e 5% of the total cost.					4949
	Grand Total		219	98988	0	103937
C. 3rd Year Maintenance						
1	Watering	Apr-June	60	27120		27120
2	Watch and Ward including maintenance of palisades/ fence & Pruning	Apr- March	36	16272		16272
	Total		96	43392	0	43392
4	Monitoring, Evaluation, Documentation & Contingency i.e 5% of the total cost.			0		2170
	Grand Total		96	43392	0	45562


**COST NORM FOR RAISING CASUARINA PLANTATION PER HECTARE
(Water Hole Based Watering System with spacing 2 mtr X 2 mtr)
2500 plants per ha**

Sl No.	Item of Work	Wage rate @ Rs.	per Manday			
		452	No. of Mandays	Labour Cost (Rs.)	Material Cost (Rs.)	Total Cost (Rs.)
1	2	3	4	5	6	7


Abstract (Showing Seedling Cost Separately)


Sl. No	Year	No. of Mandays	Labour Cost (Rs.)	Material Cost (Rs.)	MELD & Other Contingency	Seedling Cost (Rs.)	Total Cost (Rs.)
1	1st year	263	118876	57950	8841	58025	243692
2	2nd year	219	98988	0	4949	5275	109212
3	3rd year	96	43392	0	2170	0	45562
Grand Total		578	261256	57950	15960	63300	398466



CCF (PP&A)


CCF (Nodal)


CF (P&SM)


CF (Plan)


Dy. CF (Affn.)


Forestry Expert (MGNREGS Cell)

**COST NORM FOR RAISING MANGROVE PLANTATION PER HECTARE (SEEDLING ORIGIN)
(2500 seedlings with spacing 2m x 2m)**

Wage rate @ Rs. 452 per Manday

Sl. No	Item of work	Preferable Period of Execution	No. of Mandays	Labour Cost (Rs.)	Material Cost (Rs.)	Total Cost (Rs.)
1	2	3	4	5	6	7
1st Year / Planting Year						
1	Survey & demarcation	April/ may	4	1808		1808
2	Site preparation i.e Removal of Acanthus, Sueda & unwanted weed growth	April- may	6	2712		2712
3	Construction of Temporary Labour Shed, Drinking water facility and First Aid etc.	April - May			2000	2000
4	Clearance of obstructions for tidal inundation and live fencing along the boundary including cost of materials.	May-July	24	10848	4710	15558
5	Carriage of seedlings and distribution	July-Sept	10	4520		4520
6	Pitting & planting including casualty replacement	July-Sept	20	9040		9040
7	Watch & Ward for 8 months	Aug-Mar	24	10848		10848
	Total		88	39776	6710	46486
8	Monitoring, Evaluation , Documentation & Contingency i.e 5% of the total cost.	Aug-Mar				2324
	Grand Total		88	39776	6710	48810
2nd Year Maintenance						
1	Casualty replacement (10%)	July-Sept	10	4520		4520
2	Watch & Ward / digging of channels for tidal inundation / collection and broadcasting of mangrove seeds & dibbling of hypocotyls	Apr-Mar	36	16272		16272
	Total		46	20792	0	20792
3	Monitoring, Evaluation , Documentation & Contingency i.e 5% of the total cost.					1040
	Grand Total		46	20792	0	21832
3rd Year Maintenance						
1	Casualty replacement (5%)	Aug-Sept	5	2260		2260

COST NORM FOR RAISING MANGROVE PLANTATION PER HECTARE (SEEDLING ORIGIN)

(2500 seedlings with spacing 2m x 2m)


		Wage rate @ Rs.	452	per Manday		
Sl. No	Item of work	Preferable Period of Execution	No. of Mandays	Labour Cost (Rs.)	Material Cost (Rs.)	Total Cost (Rs.)
1	2	3	4	5	6	7
2	Watch & Ward / digging of channels for tidal inundation / collection and broadcasting of mangrove seeds & dibbling of hypocotyls	Apr-March	36	16272		16272
	Total		41	18532	0	18532
3	Monitoring, Evaluation, Learning, Documentation & any other Contingency upto 5% of the total cost.					927
	Grand Total		41	18532	0	19459


ABSTARCT (Showing Seedling Cost Separately)

Sl. No	Year	No. of Mandays	Labour Cost (Rs.)	Material Cost (Rs.)	MELD & Other Contingency	Seedling Cost (Rs.)	Total Cost (Rs.)
2	1st Year Operation	88	39776	6710	2324	63800	112610
3	2nd year Operation	46	20792	0	1040	5800	27632
2	3rd Year Operation	41	18532	0	927	2900	22359
	Grand Total	175	79100	6710	4291	72500	162601

Excavation of Fish Boon Channel may be calculated for Earth Work basing on PWD Schedule of Rates.


CCF (PP&A)


CCF (Nodal)


CF (P&SM)


CF (Plan)


Dy. CF (Affn.)


Forestry Expert (MGNREGS Cell)

**COST NORM FOR RAISING MANGROVE PLANTATION / PER HECT.
(HYPOCOTYL ORIGIN)
(4445 hypocotyls with spacing 1.5m X 1.5m)**


Wage rate @ Rs. 452 per Manday


Sl No	Item of work	Period of activity	Labour in Mandays	Labour Cost (Rs.)	Material Cost (Rs.)	Total Cost (in Rs.)
1	2	3	4	5	6	7
1st Year / Planting Year						
1	Survey & demarcation	April/ may	4	1808		1808
2	Site preparation i.e Removal of Acanthus, Sueda & unwanted weed growth	April/ may	4	1808		1808
3	Clearance of obstructions for tidal inundation	May / Jun	25	11300		11300
4	Cost of collection , transportation & planting of hypocotyl	Jun-Aug	23	10396	2500	12896
5	Watch & Ward / digging of channels for tidal inundation / collection and broadcasting of mangrove seeds & dibbling of hypocotyles	Aug-Mar	24	10848		10848
6	Construction of Temporary Labour Shed, Drinking water facility and First Aid etc.	April - May			2000	2000
7	Misc. Expenditure , Cost of fuel and Maintenance of boats and vehicles				2100	2100
	Total		80	36160	6600	42760
8	Monitoring, Evaluation, Documentation & Contingency upto 5% of the total cost.					2138
	Grand Total		80	36160	6600	44898
2nd Year Maintenance						
1	Cost of collection & transportation of hypocotyls with Casualty replacement (10%)	Jun-July	10	4520		4520
2	Watch & Ward / digging of channels for tidal inundation / collection and broadcasting of mangrove seeds & dibbling of hypocotyles	Apr-Mar	30	13560		13560
	Total		40	18080	0	18080
3	Monitoring, Evaluation, Learning, Documentation & any other Contingency 5% of the total cost.					904
	Grand-Total		40	18080	0	18984


		Wage rate @ Rs. 452		per Manday		
Sl No.	Item of work	Period of activity	Labour in Mandays	Labour Cost (Rs.)	Material Cost (Rs.)	Total Cost (in Rs.)
1	2	3	4	5	6	7
3rd Year Maintenance						
1	Watch & Ward / digging of channels for tidal inundation / collection and broadcasting of mangrove seeds & dibbling of hypocotyles	Apr-Mar	30	13560		13560
Total			30	13560	0	13560
2	Monitoring, Evaluation, Learning, Documentation & any other Contingency upto 5% of the total cost.					678
Grand-Total				13560	0	14238

ABSTRACT						
Sl No.	Year	No. of Mandays	Labour Cost (Rs.)	Material Cost (Rs.)	MELD & Other Contingency	Total Cost (Rs.)
2	1st Year	80	36160	6600	2138	44898
3	2nd Year	40	18080	0	904	18984
4	3rd Year	30	13560	0	678	14238
Grand Total		150	67800	6600	3720	78120



CCF (PP&A)


CCF (Nodal)


CF (P&SM)


CF (Plan)


Dy. CF (Affn.)


Forestry Expert (MGNREGS Cell)

**Cost Norm for High Density Multi-Canopy Plantation through Miyawaki Technique for 1 ha.
Spacing 1mX1m Wage Rate Rs.452/- per MD**

Sl.no	Item of Works	Period of Execution	Unit	Quantity/ Labour in MD	Labour Cost (in Rs.)	Wage Rate	452.00
						Material Cost (in Rs.)	Total Cost (in Rs.)
1	2	3	4	5	6	7	8
0th Year (Advanced Work)							
1	Survey & Demarcation , Layout of Plantation area (8000 sq mt) , Inspection Path (2000 sq mt) & Pillar Posting	Jan/Feb	MD	4	1808	1000	2808
2	Fencing done by using GI Wire Mesh Chain Link for an average of 400 mt / Ha @ Rs.400/- per mt.	Jan/Feb	Rmt.	400		160000	160000
3	Soil Testing and Chemical Analysis (4 samples)	Jan/Feb	LS	-		2000	2000
4	Site Preparation	Jan/Feb	MD	12	5424		5424
5	Digging up continuous trench upto a depth of 0.60 mtr with the help of JCB / Excavator @ Rs.49.44/- per Cum. (100 mtr. X 80 mtr. X 0.60 mtr = 4800 Cum.)	Jan/Feb	Cum.	4800		237312	237312
6	i) Cost of CDM = 220 Cum. @ Rs.1400/Cum.	Jan/Feb	Cum.	220		308000	308000
	ii) Cost of Sand = 200 Cum. @ Rs. 700/- Cum.	Jan/Feb	Cum.	200		140000	140000
	iii) Cost of Bio Insecticide @ Rs.50 per Kg.	Jan/Feb	Kg.	600		30000	30000
	iv) Cost of Rise Husk including Transportation Cost @ Rs. 5000/- per 1 MT	Jan/Feb	MT	20		100000	100000
	v) Labour Charge for mixing of Soil, Sand, CDM ,Bio Insecticide & spreading of Rice Husk	Jan/Feb	MD	40	18080		18080
7	Marking of Planting Points in a spacing of 1 mtr. X 1mtr.	Feb/ March	MD	20	9040		9040
8	Digging up pits of size 45cmX45cmX45cm in a spacing of 1m x 1m over 8000 Nos	Feb/ March	MD	230	103960		103960
Total				306	138312	978312	1116624
7	Monitoring, Evaluation Documentation & any other Contingency upto 5% of the total cost.						55831
Grand Total				306	138312	978312	1172455
1st Year (Plantation Year)							
1	Cost of 8800 nos. of 18 months old seedlings for planting over 8000 Sq. mtr in a spacing of 1 mtr. X 1 mtr & 10 % for Causalty Replacement (8000 + 800)	July- Aug	Nos	8800 nos @ Rs 50.80/- per seedling		447040	447040
2	Transportation of 8800 nos of 18 months old seedlings from Nursery to Plantation site including loading , unloading , stacking at Plantation site with watering @ Rs 8/- per seedlings (Average lead of 15 KM)	July- Aug	Nos	8800		70400	70400

3	Watering to the Polypot seedlings at planting site	July- Aug	MD	3	1356		1356
4	Conveyance of polypot seedlings from the stacking site to individual pit, mixing the dug out soil of the pit with Vermicompost, fertilizers & planting done after scooping the soil & pressing properly around the planted seedlings (8000 nos)	July- Aug	MD	160	72320		72320
5	Cost of Fertilizer (a) Vermicompost @100 gms per plant as basal dose (b) NPK @ 50 gms per plant as basal dose (c) Organic Manure / Jivamruta / Herbal based plant growing products	July	Kg.			47200	47200
6	Casualty Replacement (10%)	Aug	MD	16	7232		7232
7	Weeding , Soil Working & Manuring (Application of Organic Manure / Jivamruta / Herbal based plant growing products)	Aug -Sept	MD	70	31640		31640
8	Provision for Watering through drip irrigation with cost of borewell , Pump set and accessories with solar system	Oct				600000	600000
9	Fire Protection Measures	Jan/Feb	MD	8	3616		3616
10	Watering	Nov - March	MD	50	22600		22600
11	Watch & ward	Augt- March	MD	240	108480		108480
12	Provision for Iron gate of size 8'x5' , Sign Board , Improvement of Footpath Path & any others	Jan/ Feb	LS			100000	100000
TOTAL				547	247244	1264640	1511884
13	Monitoring, Evaluation, Documentation & Contingency upto 5% of the total cost.						75594
Grand Total				547	247244	1264640	1587478
2nd Year Maintenance							
1	Cost of 800 nos. of Seedlings & transportation charges to the plantation site @ Rs.58.80 per seedlings (Rs. 50.80 seedling cost + Rs. 8/- transportation)	July /Aug	Nos	800		47040	47040
2	Casualty Replacement (10%)	July /Aug	MD	16	7232		7232
3	Weeding , Soil Working & Manuring (Application of NPK & Bio fertilizer)	Aug/Sept	MD	70	31640		31640
4	Cost of NPK @ 40 gms per plant & Bio fertilizer @ 100 gms per plant	Aug/Sept				25600	25600
5	Fire Protection Measures	Feb	MD	8	3616		3616
6	Watering	April - June & Nov - March	MD	120	54240		54240
7	Maintenance of Pumpset , accessories & fence	April - March				20000	20000
8	Watch & ward	April -March	MD	360	162720		162720
Total				574	259448	92640	352088
9	Monitoring, Evaluation, Documentation & Contingency upto 5% of the total cost.						17604
Grand Total				574	259448	92640	369692

3rd Year Maintenance							
1	Weeding and Soil Working	Aug / Sept	MD	50	22600		22600
2	Fire Protection Measures	Jan/Feb	MD	8	3616		3616
3	Maintenance of Pumpset , accessories & fence	April - March	MD	90	40680	20000	60680
4	Watch & ward including watering as per requirement	April -March	MD	360	162720		162720
Total				508	229616	20000	249616
5	Monitoring, Evaluation, Documentation & Contingency upto 5% of the total cost.						12481
Grand Total				508	229616	20000	262097

Abstract						
Sl. No	Year	No. of Mandays	Labour cost	Material cost (₹)	MELD	Total cost (₹)
1	0th Year	306	138312	978312	55831	1172455
2	1st Year	547	247244	1264640	75594	1587478
2	2nd Year	574	259448	92640	17604	369692
3	3rd Year	508	229616	20000	12481	262097
Grand Total		1935	874620	2355592	161511	3391723

MC
CCF (PP&A)

[Signature]
CCF (Nodal)

[Signature]
CF (P&SM)

[Signature]
CF (Plan)

[Signature]
Dy. CF (Affn.)

[Signature]
Forestry Expert (MGNREGS Cell)